



联合国  
粮食及  
农业组织

FOOD AND  
AGRICULTURE  
ORGANIZATION  
OF THE  
UNITED NATIONS

ORGANISATION  
DES NATIONS  
UNIES POUR  
L'ALIMENTATION  
ET L'AGRICULTURE

ORGANIZACION  
DE LAS NACIONES  
UNIDAS PARA  
LA AGRICULTURA  
Y LA ALIMENTACION

منظمة  
الاغذية  
والزراعة  
للأمم  
المتحدة

Viale delle Terme di Caracalla,  
00100 Rome, Italy

Cables:  
FOODAGRI ROME

Telex: 625832 FAO I  
610181 FAO I

Facsimile: +39 0657053152

Telephone: +39 0657051

Our Ref: IL 2/895

Your Ref:

Dear Mr Wijnstekers,

I refer to your letter of 13 May 2004 requesting scientific data and other comments on proposals to the 13<sup>th</sup> meeting of the Conference of the Parties to CITES dealing with marine species. In order to provide CITES with the best available scientific information and comment, FAO convened a meeting of an FAO ad hoc Expert Advisory Panel for the Assessment of Proposals to Amend Appendices I and II of CITES Concerning Commercially-Exploited Aquatic Species, in accordance with the Terms of Reference for such a panel developed by the 25<sup>th</sup> Session of the FAO Committee on Fisheries in February 2003.

The ad hoc Advisory Panel considered the following four proposals from the list included in your letter:

- CoP13 Prop. 32. Proposal to include *Carcharodon carcharias* (white shark) on CITES Appendix II, including an annotation that states that a zero annual export quota is established for this species.
- CoP13 Prop. 33. Proposal to include *Cheilinus undulatus* (humphead wrasse) in Appendix II in accordance with Article II, paragraph 2(a) of the Convention.
- CoP13 Prop. 35. Proposal to include *Lithophaga lithophaga* (Mediterranean date mussel) in Appendix II
- CoP13 Prop. 36. Proposal for an amendment of the annotation for Helioporidae spp., Tubiporidae spp., Scleractinia spp., Milleporidae spp. and Stylasteridae spp.


The Panel did not consider the amendment proposals dealing with the stocks of Minke whale or the Irrawaddy dolphin, as COFI has not yet decided whether or not species other than fish and invertebrate species should be addressed by the ad hoc Advisory Panel.

The Panel met from 13 to 16 July and I am pleased to attach copies of the assessment reports for the four proposals listed above. In addition, I am attaching a document entitled "General Comments and Observations" that lists the members of the Panel, provides some general comments made by the Panel on the four proposals and also provides some information to assist in interpreting the report.

Mr Willem Wijnstekers  
Secretary General  
Convention on International Trade in Endangered  
Species of Wild Flora and Fauna  
International Environment House  
Chemin des Anémones  
CH-1219 Chatelaine, Geneva  
Switzerland

In the view of FAO and of the Panel members, this was a successful and constructive meeting and the reports provide important information and recommendations that should be considered by the Parties to CITES in making their decisions on the four proposals considered. I hope that the CITES Parties will find it helpful in making their important decisions on the four proposals.

Yours sincerely,

A handwritten signature in black ink, appearing to be 'Ichiro Nomura', written in a cursive style.

Ichiro Nomura  
Assistant Director-General  
Fisheries Department

# FAO ad hoc Expert Advisory Panel Assessment Report

## GENERAL COMMENTS AND OBSERVATIONS

The FAO ad hoc Expert Advisory Panel for the Assessment of Proposals to Amend Appendices I and II of CITES Concerning Commercially-Exploited Aquatic Species met in Rome, Italy, from 13 to 16 July to consider the following four proposals:

CoP13 Prop. 32. Proposal to include *Carcharodon carcharias* (white shark) on CITES Appendix II, including an annotation that states that a zero annual export quota is established for this species.

CoP13 Prop. 33. Proposal to include *Cheilinus undulatus* (humphead wrasse) in Appendix II in accordance with Article II, paragraph 2(a) of the Convention.

CoP13 Prop. 35. Proposal to include *Lithophaga lithophaga* (Mediterranean date mussel) in Appendix II

CoP13 Prop. 36. Proposal for an amendment of the annotation for Helioporidae spp., Tubiporidae spp., Scleractinia spp., Milleporidae spp. and Stylasteridae spp.

The task of the Panel, as specified in the Terms of Reference agreed to by the 25<sup>th</sup> Session of the FAO Committee on Fisheries in February 2003, was to:

assess each proposal from a scientific perspective in accordance with the CITES biological listing criteria, taking account of the recommendations on the criteria made to CITES by FAO;

comment, as appropriate, on technical aspects of the proposal in relation to biology, ecology, trade and management issues, as well as, to the extent possible, the likely effectiveness for conservation.

The reports prepared by the Panel for each of these proposals should be read in conjunction with the following general comments and observations.

### ***The Listing Criteria Considered in the Panel Evaluation***

The criteria relevant to the proposals for an Appendix II listing considered by the Panel are those in Annex 2a in conjunction with the guidelines in Annex 5 of Resolution Conf. 9.24 (Rev. CoP12). However, a revision of this Resolution is currently underway. The draft version of the revision at the time of the Panel meeting (CITES document CoP13 Doc. 57) differs in a number of respects from Res. Conf. 9.24 (Rev. CoP12). Most importantly, for commercially-exploited aquatic species, it includes revisions in the wording of the Annex 2a criteria and the associated Annex 5 decline guidelines, as detailed in the individual assessment reports. Resolution Conf. 9.24 (Rev. CoP12) will be used for the next CoP meeting (CoP13). However, FAO considers the current revision (CoP13 Doc. 57) to be more appropriate for commercially-exploited aquatic species.

### ***General Comments by the Panel on the Proposals***

1. The proposals made substantial efforts to provide good information on the population and life history parameters of the species under consideration. However, it is also important for proponents to provide more information on how the parameters and trends reported upon were derived, so that Parties and the Panel are able to assess adequately their accuracy and precision.

2. The Panel noted that there were several instances in the proposals where the proponents appeared not to have given sufficient consideration to the quality of the information to which they referred in their proposals. The Panel frequently examined the original sources of information referenced in the proposals. In these instances it was sometimes found that there were problems in the information available from the original source arising from, for example, inadequacies in the methods used or in the consistency of the data over time. In other cases, the proponents did not use or interpret the information either accurately or comprehensively. The Panel recommended that in the preparation of proposals it is essential that the proponents ensure the validity of any information they cite and that they use it appropriately.

3. It is essential that proposals include not only the best estimates of relevant parameters and measures but also estimates of the uncertainties (e.g. standard errors) in those parameters and measures. This was done in some instances in the proposals but was not always presented as clearly as, or in conjunction with, the best estimates. Any estimated numbers can only be properly interpreted if considered alongside the uncertainty surrounding them and the Panel recommends that this should always be done in proposals.

4. In all three listing proposals, a key uncertainty was the relationship between trends estimated or observed in local populations or aggregations and any trends taking place in the abundance of the species as a whole. The Panel recognized that such information was not readily available but encourages proponents of future proposals to make greater efforts to integrate the local observations in order to estimate the trends in the species as a whole. The Panel, in the limited time available, undertook some such integrations in order to evaluate the proposals.

5. In several cases, the information in the proposals could have been presented in a manner that would have been easier to assimilate and interpret. The Panel encourages the use of figures and graphs, as far as possible, to show time-series of data, for example catches or catch rates, and spatial patterns and trends. Analysis of trends should, as far as possible, be based on appropriate statistical tests and include estimates of confidence intervals or uncertainty. It should be made clear which data have been used to make any trend estimates. Where some data, or information, have been omitted, the reasons for their omission should be stated in order to avoid giving the impression of subjectivity.

6. The comments received by proponents from Range States were found to be very informative when supplied and should be included in all proposals.

***For Consideration in Reading the Reports***

7. In considering trends in abundance reported in the proposals, the Panel attempted to evaluate the reliability of each source of information. This was done by assigning a score between 0 (no value) and 5 (highly reliable) to each item of information used to demonstrate trends in the white shark and humphead wrasse proposals. The criteria used to assign a score are included in Table 1.

**Table 1.** Criteria used by the Panel to assign a measure of the reliability of information derived from different sources for use as indices of abundance. A score of 0 indicates that the information was not considered to be reliable and a score of 5 indicates that it was considered to be highly reliable. Any information on abundance allocated a non-zero value was considered to be useful. These scores could be adjusted either up or down in any particular case, depending on the length of the time-series and the amount of information that was available on the sources and methods.

Reliability index of population abundance information	Source of data or information
5	Statistically designed, fishery-independent survey of abundance
4	Consistent and/or standardised catch-per-unit effort data from the fishery
3	Unstandardised catch-per-unit effort data from the fishery; scientifically-designed, structured interviews; well-specified and consistent anecdotal information on major changes from representative samples of stakeholders.
2	Catch or trade data without information on effort
1	Confirmed visual observations; anecdotal impressions
0	Information that does not meet any of the above, or equivalent, criteria; flawed analysis or interpretation of trends

8. The Panel considered that interpretations regarding Precautionary Measures (Annex 4 of Res. Conf. 9.24) involved questions of policy rather than science and hence did not comment on application of precautionary measures in the evaluation of the proposals.

9. The details of references to other publications used in the Panel reports on each proposal can be found in the original proposals, unless otherwise indicated.

### ***Membership of the Panel***

The following individuals served on the ad hoc Expert Advisory Panel. While affiliations of the members are shown below, all members served in their individual capacities and not as representatives of their organizations or countries.

#### **CORE GROUP**

Arne BJØRGE (Chair of the Panel), Institute of Marine Research, c/o Institute of Biology, University of Oslo, Norway

Doug BUTTERWORTH, Department of Mathematics & Applied Mathematics, University of Cape Town, South Africa

Enrique DE CARDENAS, Secretaria General de Pesca Marítima, Spain

John FIELD, Division of Scientific Authority, US Fish and Wildlife Service, United States of America

Pamela MACE, Ministry of Fisheries, New Zealand

Robin MAHON, Centre for Resource Management and Environmental Studies University of the West Indies, Barbados

Ana PARMA, Centro Nacional Patagónico, Argentina

John G. POPE, NRC (Europe) Ltd, United Kingdom

Howard POWLES, Secrétariat espèces en péril, Pêches et océans, Canada

Yuji UOZUMI, Western Pacific Tuna and Skipjack Resources Division, National Research Institute of Far Sea Fisheries, Japan

#### **SPECIES SPECIALISTS**

##### White Shark

Leonard J.V. COMPAGNO, Shark Research Centre, Iziko Museums of Cape Town, South Africa

Sarah FOWLER, IUCN Shark Specialist Group, c/o Naturebureau International, United Kingdom

##### Humphead Wrasse

Yvonne SADOVY, Department of Ecology and Biodiversity, University of Hong Kong, Republic of China

##### Mediterranean Date Mussel

Ivana GRUBELIĆ, Institute of Oceanography and Fisheries, Croatia

#### **CITES SECRETARIAT**

David MORGAN, Chief: Scientific Support Unit

#### **FAO SECRETARIAT**

Kevern COCHRANE, Fishery Resources Division, Rome, Italy

Jean-Jaques MAGUIRE (Vice Chair of the Panel), Consultant

# **FAO ad hoc Expert Advisory Panel Assessment Report: White Shark**

## **PROPOSAL No. 32**

**SPECIES:** *Carcharodon carcharias* – White shark

**PROPOSAL:** Inclusion of *Carcharodon carcharias* (white shark) on CITES Appendix II, including an annotation that states that a zero annual export quota is established for this species.

**Basis for proposal:** The proposal states that white shark “meets the criteria in Resolution Conf. 9.24 (Rev. CoP12) criteria A and B i) and ii) of Annex 2a (AC19 Doc. 9) because of the significant and ongoing population declines reported in literature and unpublished data.”

\*\*\*\*\*

## **ASSESSMENT SUMMARY**

The FAO ad hoc Expert Advisory Panel concluded that the historical catches for the Australian and Adriatic components of the population probably could not be continued in perpetuity. There is less certainty about the impacts of current reduced catches in Australia. For South Africa, catches in recent decades appear to be sustainable. For the Northwest Atlantic, sustainability of recent catches is uncertain because of limitations in the data and inappropriate treatment of the data in some of the sources used. The available evidence could support a range of hypotheses, and it was not possible to confirm or exclude the possibility that the species as a whole meets the criteria for listing in Appendix II. The Panel questioned the logic of a zero quota if an Appendix II listing were to be supported by the Parties and agreed that if a species does not qualify for an Appendix I listing, it seemed inappropriate to have a zero quota simultaneously imposed by the Conference of the Parties. There was insufficient information provided in the proposal for the Panel to develop an informed opinion about the relative importance of international trade to the conservation status of white shark.

## **PANEL COMMENTS**

### ***Biological Parameters***

Biological parameters for white shark are summarised in Table 1 of the proposal. The Panel noted that it would have been helpful if the proposal had detailed how the population parameters were derived. Since this was not the case, the Panel examined a number of background papers that provided the basis for the summary and noted that many of the parameters were derived from others, rather than being calculated independently. In particular, the estimates of natural mortality and intrinsic rate of natural increase were derived from von Bertalanffy growth parameters which, in turn, were estimated from sparse data (Smith *et al.* 1998). In addition, the estimates of litter size in Table 1 were based on a sample size of 10 females. Thus, a high level of uncertainty is associated with the parameter estimates. Mollet and Cailliet (2002) provide a much more detailed demographic analysis for the white shark, but this is also constrained by the same limitations in terms of the availability of appropriate data. The Panel concluded that the proponents description of these parameters was perhaps the best that could be obtained with the limited data available.

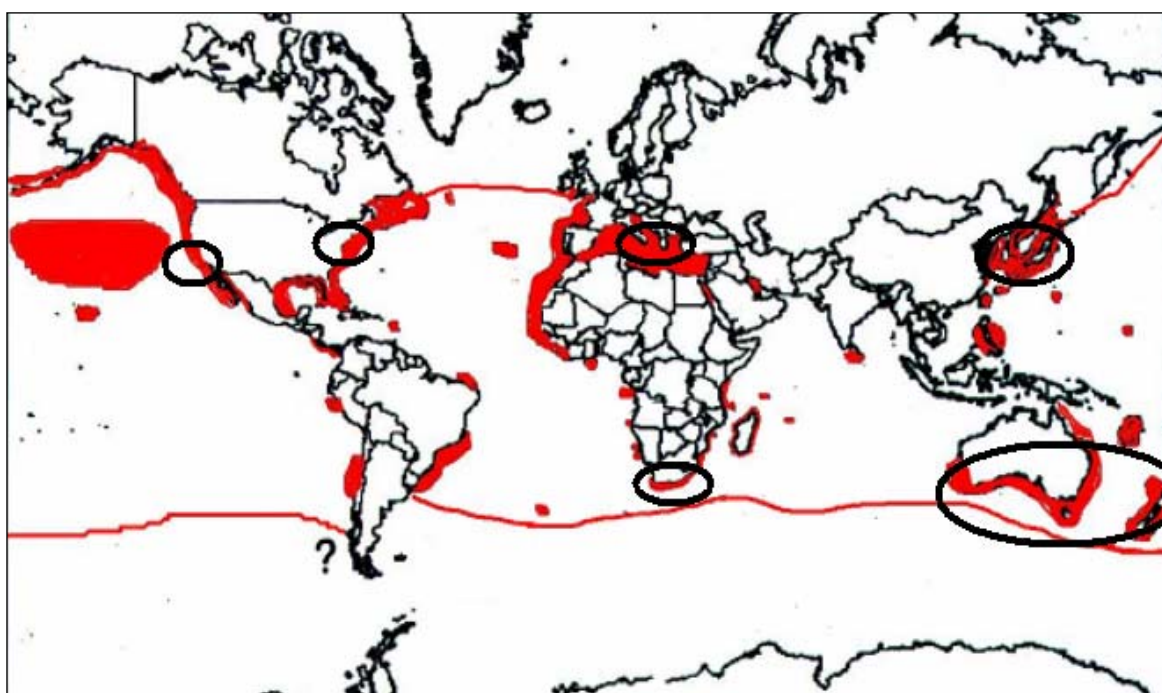
The Panel also noted that the variable referred to as the “intrinsic rate of natural increase” (the population growth rate at low population size, normally abbreviated  $r$ ) in Table 1 is actually  $r_{MSY}$  (the population growth rate at the biomass corresponding to maximum sustainable yield). The value of  $r_{MSY}$  is about half as large as the usual interpretation of  $r$ . It also appears that this parameter may have been calculated (by Smith *et al.* 1998) without taking several important factors into account; in particular, the reproductive periodicity of 2-3 years.

Despite these anomalies, some of which would result in higher estimates of productivity and some of which would result in lower estimates, the Panel concluded that white shark is likely to fit the FAO profile for a low productivity marine species.

### ***Distribution and Habitat Availability***

The information on white shark movements and residence patterns is sparse, yet it is important for estimating the portion of the global population or populations that have been adversely affected by exploitation. The Panel discussed this issue at length and concluded that “residence” periods for white sharks are probably short-term (e.g. 2-4 months), and that there is little evidence that individuals reside permanently in specific locations. On the other hand, there is good evidence that individuals return seasonally or more regularly to particular locations, resulting in predictable areas of concentration that can be exploited by commercial and recreational fisheries.

Information on stock structure is weak to non-existent. However, there are at least six major centres of current or historical abundance: the Mediterranean Sea, Northwest Atlantic, Southern Africa, Australasia, the Japanese Archipelago and adjacent areas, and the Northeast Pacific (California–Northern Mexico). There may also be another centre of abundance off the Chilean coast. Figure 32.1 shows the recorded distribution of white sharks with the main centres of abundance indicated by black ovals. The Panel considered that this figure adds useful additional information that complements the corresponding figure in the white shark proposal.



**Figure 32.1.** Unpublished world map of the distribution and centres of abundance of white shark (derived from Compagno in preparation<sup>1</sup>). See Annex 1 for more information.

### ***Population Status and Trends***

The white shark proposal contained two estimates of absolute abundance. The Panel was of the opinion that neither of these estimates provided useful information about global population size, and may also have limited utility as estimates of local population size.

The interpretation of the estimate of 1279 individuals (from Cliff *et al.* 1996) as an estimate of absolute abundance for white sharks off southern Africa is not well substantiated. Tagging involved juveniles only; therefore, the estimate does not index the entire population. Results also suggest high rates of emigration from the indexed population. Only 73 individuals were tagged (over five years) and only six recaptures were included in the analysis.

<sup>1</sup> Compagno, L.J.V. in preparation. *Natural History of the White Shark (Carcharodon carcharias)*.

The other estimate of absolute population size (200 white sharks at Dangerous Reef in South Australia; Strong *et al.* 1996) also appeared to apply only to a local aggregation or part of a population, and is therefore of limited usefulness for determining the size of the regional or global population.

The Panel considered one other estimate of absolute abundance that was not included in the supporting statement for the white shark proposal. This estimate was derived from a deterministic model that used available data and current catch to estimate the minimum Australian population size of female white sharks (age 1 and above) that could support current catches (assuming that these are sustainable). Thompson (in Malcolm *et al.* 2001) estimated this minimum population size to be within the range of 2,728–13,746 female white sharks. This estimate may provide a global minimum, but the relationship of such a minimum to the true global population size cannot be inferred due to a lack of information on stock structure and interchange.

Recapture rates recorded in the proposal appear to be high (e.g. 4-6% for South Australia) and could be indicative of small overall population sizes. However, the Panel was not convinced that these were pertinent to whole populations, rather than small temporary local aggregations to which individuals may exhibit some degree of site fidelity, returning on a seasonal or annual basis.

Population trends are summarised in Table 2 of the white shark proposal. Although mostly based on localized time-series, estimates of population trend are presented for four of the six centres of abundance denoted in Figure 32.1. The Panel commended the proponents for tabulating the trend data because this provides readers with a useful summary of the more detailed descriptions in the text. However, in many cases, it is unclear how the quantitative estimates of decline were derived, and the Panel concluded that these estimates sometimes did not reflect the data plotted in the figures in the proposal. More detailed comments on each row of Table 2 of the proposal follow.

Row 1 (Northwest Atlantic): The Panel noted that the data for the Northwest Atlantic (Figure 2 of the proposal; from Baum *et al.* 2003) appeared to represent two different time-series with a breakpoint around 1993-94, possibly representing a change in management or fishing practices. In fact, the Panel learned that the first United States Atlantic Shark Management Plan, which came into effect in 1993, contained new reporting requirements that can explain the breakpoint in the time-series (Karyl Brewster-Geisz, National Marine Fisheries Service, pers. comm.). Prior to 1993, fishers in the directed shark fishery could report shark landings in the pelagic longline logbook, along with other longline fishers who targeted tunas or swordfish and took sharks as bycatch. Subsequent to 1993, many fishers switched and began reporting shark catches in the directed shark fishery in a new logbook designed specifically for sharks, and no longer used the pelagic longline logbook. Some fishermen continued to use the pelagic longline logbook but those fishermen were not targeting sharks. The pelagic longline logbook was the basis for the analysis reported by Baum *et al.* 2003. This change in reporting practices probably led to substantial reductions in the estimates of catches and catch rates derived from the pelagic longline logbooks alone because fishers in the directed shark fishery are more likely to catch white sharks than those fishermen targeting swordfish or tunas (Karyl Brewster-Geisz, pers. comm.). The Panel therefore believed that the estimate of an overall decline of 79% was too large. The Panel assigned a reliability index of 0 to these estimates of decline because of the lack of comparability between the earlier and later parts of the time-series.

However, data collected by U.S. and Canadian observer programs for pelagic longline fisheries in the same area were mentioned in the text of the proposal but were excluded from Table 2 in the proposal. The Panel believed that this was probably one of the more reliable datasets of those considered in the proposal, and therefore should have been given more prominence. As noted in the proposal (quoting Baum *et al.* 2003), observers reported a total of 142 white shark records during the 12 years from 1978-1990, but none in 4200 sets observed during the 13 years from 1990-2002. The National Marine Fisheries Service Pelagic Observer Program samples the U.S. pelagic longline fishery. It has covered 3-5% of the total sets made by the fishery since its initiation in 1992, for a total of 794 pelagic longline trips during which observers spent 10,613 days at sea and observed 5,895 sets and 6,137 hauls. Of the 215,807 target and bycatch vertebrates observed from 1992-2002, 29% comprised sharks and rays, but no white sharks have been recorded since the program began (Beerkircher *et al.* 2004). The Panel recommended that the proponents of the white shark proposal re-examine the observer data cited in their proposal and present the results in a graphical form on an area-by-area basis. The Panel assigned a reliability index of 2-3.



The Panel also noted that the issue of “shifting baselines” should not be overlooked and that the greatest decline in populations of large pelagic fish species in this area probably took place in the 1960s, well before the trends presented in the proposal.

Row 2 (Adriatic Sea): This estimate is based on extremely small sample sizes, although consecutive zeros in the last two decades provide reasonably convincing evidence that the population has declined, at least at the local level (Figure 3 of the proposal). The Panel assigned a reliability index of 2.

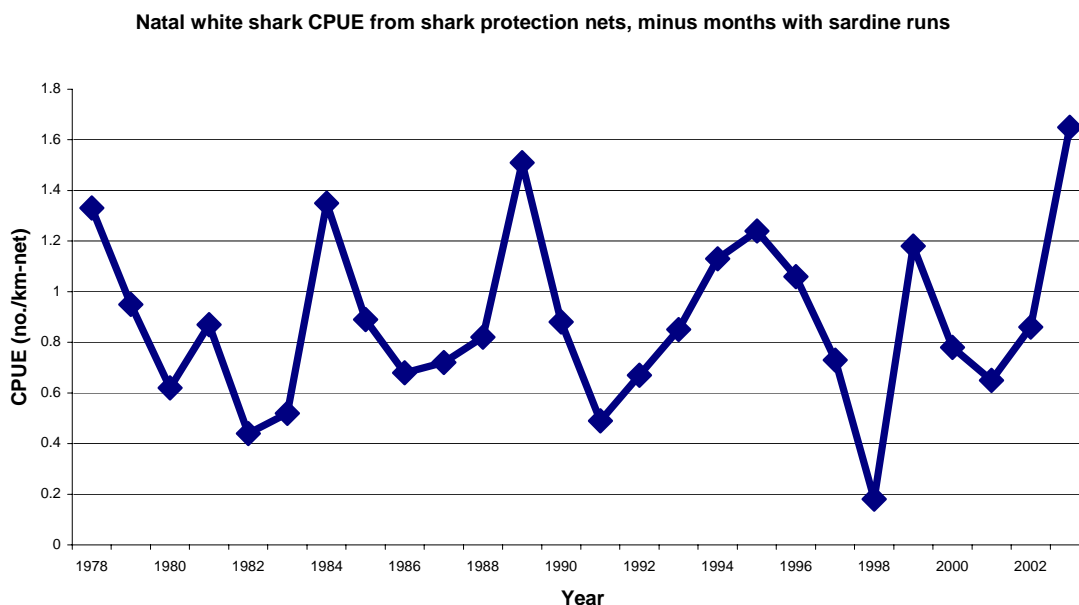
Row 3 (KwaZulu Natal, South Africa): The conclusion of a negative trend in catch rates is largely dependent on one or two high points at the beginning of the series (Figure 4 of the proposal). Dudley (2002) queried the reliability of data from the early years and he excluded them from his subsequent reanalysis of the data (row 4). The Panel therefore concluded that Row 3, indicating an overall decline of > 66%, should not have been included in Table 2. The Panel assigned a reliability index of 1.

Row 4 (KwaZulu Natal, South Africa): The decline of greater than 60% over the period 1978 to 1999 reported in Table 2 comes from Figure 5a of the proposal. However, the data in Figure 5a were not corrected for year-to-year anomalies in the deployment of sampling gear (beach protection nets) during the annual peak of sardine runs in June and July. This correction eliminates any significant trend in catch rates (Figure 5b; Dudley 2002). The Panel concluded that estimates based on the corrected data in Figure 5b should have been included in Table 2, but estimates based on the uncorrected data in Figure 5a should have been excluded.

In addition, the proposal does not reference Bergh and Barkai (1996) who re-examined a subset of the data for the effects of other covariates such as beach, month and meshing effect (frequency of removing fish from nets). The Panel found that the slope of the standardised CPUE estimated by Bergh and Barkai was slightly negative but non-significant.

At the request of the Panel, C. Duffy and G. Cliff, Natal Sharks Board, provided a four-year update of the non-standardised beach protection data (Figure 32.2). These data also have a negligible, non-significant slope.

The Panel assigned a reliability index of 3-4 for the information included in Figure 5b, Bergh and Barkai (1996) and the updated time series from Duffy and Cliff.



**Figure 32.2.** Updated time-series of non-standardised catch rates from the KwaZulu Natal, South Africa beach protection programme (C. Duffy, Natal Shark Board, pers. comm.)

Row 5 (New South Wales, Australia): Figure 6 of the proposal appears to represent two different time-series with a breakpoint around 1978-79 when effort increased. The estimates in the latter part of the series are certainly lower than the estimates in the earlier part of the series, but the Panel questioned the validity of the conclusion that there has been an overall decline of >70%, based on a comparison of the earliest and most recent points. The Panel suggested that it would be more reasonable to compute the average of each of the two parts of the series and compare these numbers. This would result in an overall decline similar to the estimate of about 50% since the 1950s from Malcolm *et al.* (2001). Malcolm *et al.* also pointed out that the estimated decline would be higher if data were available for earlier years. The Panel assigned a reliability index of 2-3.

Row 6 (New South Wales, Australia): The decline in average size from 2.5 m to 1.7 m appears to be consistent. The decline might be due to increasing fishing mortality which typically results in reductions in average size. The Panel suggested that an age-structured model be developed to determine whether the decline in average size is compatible with estimated removals. The years reported in the table are incorrect (should refer to the 1950s to 1990s, not the 1950s to 1970s). Since changes in average size differ qualitatively from changes in indices considered proportional to abundance (such as CPUE), the Panel considered it inappropriate to assign a reliability index in this case.

Row 7 (Queensland, Australia): Trends in catch per unit of effort of white sharks caught in nets and drum lines in the Queensland shark control programme include a large number of data points and provide more convincing evidence of a long term decline (Figures 7 and 8 of the proposal). The Panel assigned a reliability index of 3-4.

Row 8 (Southeastern Australia): The Panel noted that it would have been useful to include graphs illustrating the estimated declines in the proposal itself in order to facilitate a full evaluation of the trends. The Panel assigned a reliability index of 3-4.

Row 9 (South Australia): The Panel noted that it would have been useful to include graphs illustrating the estimated declines in the proposal itself in order to facilitate a full evaluation of the trends. The Panel assigned a reliability index of 1.

Regarding rows 8 and 9, as the proposal itself and Malcolm *et al.* (2001) note, these declines could be explained at least in part by factors such as changes in fishing grounds, changes in fishing gear and techniques, and a move to tag and release fisheries.

Other comments: The Wildlife Conservation Society workshop held in January 2004 (CITES document AC20 Inf.1) was unable to identify any datasets showing increasing trends, even for those white shark populations or parts of populations that have received protection for several years.

### ***Utilization and Trade***

Based on information contained in the proposal, the main white shark products traded internationally appear to be jaws, teeth and fins. Volumes are apparently not large but products are very highly valued and there is documented demand. There have been several seizures of small consignments in international trade but not major seizures.

Comments from Mexico on the proposal suggest that the skins (white shark leather) are also in international trade. However, the magnitude and importance of such trade is unknown. Mexico provided trade data indicating that in 1999, 4676 pieces of skins were exported, 352 pieces were re-exported and 13,202 pieces were imported, but the size of the pieces was not indicated. The Panel believes that the extent of trade in white shark skin products should be further investigated, particularly because of the implementation problems this may pose (see below).

### ***Conservation and Management***

As the proponents of the white shark proposal pointed out, several Parties (South Africa, Namibia, Commonwealth Australia and all States and Territories of Australia, U.S. Atlantic and Gulf coast federal waters, California and Florida state waters, Malta, and New Zealand) have instituted complete or partial protection programmes for white sharks. However, due to evidence of regular long-distance, transboundary movements of white sharks, protective measures implemented through national legislation

may be insufficient by themselves. The white shark proposal makes the statement that “no Regional Fisheries Management Organizations are known to be collecting data on white shark catches, planning or undertaking white shark stock assessments or planning to implement regional management of shared white shark stocks.” The Panel sent e-mail messages to RFMOs asking them to address this statement. The Commission for the Conservation of Southern Bluefin Tuna (CCSBT), International Commission for the Conservation of Atlantic Tunas (ICCAT), Indian Ocean Tuna Commission (IOTC) and the Inter-American Tropical Tuna Commission (IATTC) stated that they were collecting information on catches of sharks. CCSBT had produced a pamphlet for fishers to facilitate shark identification, including white shark. IATTC has observers on purse seine vessels who collect information on sharks. There are no records of white sharks being taken on these vessels. ICCAT reported that some bycatches of white shark had been recorded. None of the replies received referred to assessments of white sharks being planned or implemented, but the Southeast Asian Fisheries Development Centre (SEAFDEC) and IOTC reported that their Members were working on National Plans of Action for Sharks, and IOTC has also agreed to develop a Regional Plan of Action.

### ***Likely Effectiveness for Conservation***

The Panel was uncertain whether an Appendix II listing would provide a conservation benefit to white sharks and, in particular, whether it would help to stem illegal trade. Since there is no annotation with the current Appendix III listing, there is uncertainty about whether or not it applies only to whole specimens, a form in which the species is rarely traded. Because the Appendix III listing did not come into effect until late 2001, there are few data available to assess its impact.

Jaws, teeth and fins are sufficiently distinctive for this species that they should not create look-alike problems with other shark species. However, once white shark skin is stripped of its denticles and treated to make leather products, it could be confused with leather from other shark species and may create look-alike problems, possibly requiring other shark species to be listed on Appendix II under Annex 2b, or other means of addressing implementation problems. The Panel noted the importance of an expert study to determine the extent of the current or potential trade in all white shark products.

### ***Other Observations***

The CITES Secretariat informed the Panel that an Appendix II listing with zero quota is actually more restrictive than an Appendix I listing, because Appendix I listings generally allow for international trade for scientific purposes or for personal use. Once adopted, future changes from either of these types of listings to an Appendix II listing with positive quota both require a two-thirds majority of the Conference of the Parties. Given the intent of Appendix II listings, which is to bring exploitation levels under control and prevent further depletion, the Panel questioned the logic of a zero quota if an Appendix II listing were to be supported by the Parties and agreed that if a species does not qualify for an Appendix I listing, it seemed inappropriate to have a zero quota simultaneously imposed by the Conference of the Parties.

## **EVALUATION AGAINST CITES LISTING CRITERIA**

The criteria relevant to the proposals for an Appendix II listing considered by the Panel are those in Annex 2a in conjunction with the guidelines in Annex 5 of Resolution Conf. 9.24 (Rev. CoP12). However, a revision of this Resolution is currently underway. The draft version of the revision at the time of the Panel meeting (CITES document CoP13 Doc. 57) differs in a number of respects from Res. Conf. 9.24 (Rev. CoP12). Most importantly, for commercially-exploited aquatic species, it includes revisions in the wording of the Annex 2a criteria and the associated Annex 5 decline guidelines, as detailed below. Resolution Conf. 9.24 (Rev. CoP12) will be used for the next CoP meeting (CoP13). However, FAO considers the current revision (CoP13 Doc. 57) to be more appropriate for commercially-exploited aquatic species.

Resolution Conf. 9.24 (Rev. CoP12) Annex 5 indicates under the decline guideline that *“a decrease of 50% or more in total within 5 years or 2 generations whichever is the longer has been found to be an appropriate guideline (not a threshold) of what constitutes a decline”*, but also notes that *“these figures are presented only as examples since it is impossible to give numerical values that are applicable to all taxa. There will be many cases where these numerical guidelines do not apply.”* FAO Fisheries Report

667<sup>2</sup> provides recommended guidelines for interpreting declines in commercially-exploited aquatic species. These guidelines are the result of extensive review and analysis of theory and empirical results for marine fish population dynamics. They are considered by FAO to represent the best current guidance for interpreting declines in application of the CITES criteria to commercially-exploited aquatic species and accordingly should be used instead of the 50% guideline given as an example in Conf. 9.24 (Rev. CoP12). The FAO guidelines on decline are summarised as a footnote to the Annex 5 decline guidelines in the CITES revised draft criteria (CoP13 Doc. 57). If adopted by CoP13 in October 2004, the revised draft criteria would replace the existing criteria and guidelines in Conf. 9.24 (Rev. CoP12).

**Panel assessment relative to Resolution Conf. 9.24 (Rev. CoP12):**

*Annex 2a:*

*"A species should be included in Appendix II when either of the following criteria [A or B] is met."*

*Annex 2a, criterion A: "It is known, inferred or projected that unless trade in the species is subject to strict regulation, it will meet at least one of the criteria listed in Annex 1 in the near future."*

**Panel evaluation:** Two Annex 1 considerations were evaluated: small population size and decline. The Panel concluded that the proposal contained no estimates corresponding to total population size and therefore no basis for judging that the population is sufficiently small to meet this listing criterion. The Panel also concluded that the Annex 5 guideline of a decline of *"50% or more in total within the last five years or two generations, whichever is the longer"*, is not a relevant consideration for commercially-exploited aquatic species. A 50% reduction from a relatively unexploited level is usually considered to be near-optimal for maximizing species productivity (it is usually somewhat above or near the biomass associated with maximum sustainable yield). The Panel concluded that the FAO Fisheries Report 667 recommendations, as incorporated in the CoP13 Doc. 57 Annex 5 footnote, are more relevant for commercially-exploited aquatic species (see relevant section later).

*Annex 2a, criterion B: "It is known, inferred or projected that the harvesting of specimens from the wild for international trade has, or may have, a detrimental impact on the species by either:*

*i) exceeding, over an extended period, the level that can be continued in perpetuity; or*

*ii) reducing it to a population level at which its survival would be threatened by other influences"*

**Panel evaluation:** In terms of the trade aspect of this criterion, there was insufficient information provided in the proposal for the Panel to develop an informed opinion about the relative importance of international trade to the conservation status of white shark. The number of white shark items in international trade does not appear to be large but items such as jaws and teeth are of high value and could create incentives to target large females at aggregation sites which would pose a conservation threat to the species.

With respect to the biological criteria, the Panel concluded that historical catches for the Australian and Adriatic components of the population probably could not be continued in perpetuity. There is less certainty about the impacts of current reduced catches in Australia. For South Africa, catches in recent decades appear to be sustainable. For the Northwest Atlantic, sustainability of recent catches is uncertain because of limitations in the data and inappropriate treatment of the data in some of the sources used. It is not certain whether the global population has been reduced to a level at which its survival would be threatened by other influences (see below). Nor is it clear to what extent international trade is implicated in the population trends.

---

<sup>2</sup> FAO. 2002. *Report of the Second Technical Consultation on the Suitability of the CITES Criteria for Listing Commercially-Exploited Aquatic Species*. Windhoek, Namibia, 22-25 October 2001. FAO Fisheries Report 667. FAO, Rome. 87pp.

**Panel assessment relative to revised criteria incorporating FAO recommendations (CoP13 Doc. 57):**

*Annex 2a:*

*"A species should be included in Appendix II when, on the basis of available trade data and information on the status and trends of the wild population(s), at least one of the following criteria [A or B] is met."*

*Annex 2a, criterion A: "It is known, or can be inferred or projected, that the regulation of trade in the species is necessary to avoid it becoming eligible for inclusion in Appendix I in the near future."*

*Annex 2a, criterion B: "It is known, or can be inferred or projected, that regulation of trade in the species is required to ensure that the harvest of specimens from the wild is not reducing the wild population to a level at which its survival might be threatened by continued harvesting or other influences."*

**Panel evaluation:** In terms of the trade aspect of this criterion, the same comments made above apply. There was insufficient information provided in the proposal for the Panel to develop an informed opinion about the relative contribution of international trade to the population declines in white shark.

With respect to biological criteria, the Panel again referred to the CoP13 Doc. 57 Annex 5 footnote for commercially-exploited species which it considered relevant to both criteria A and B. The relevant parts of this footnote are: (i) [For an Appendix I listing] *"a range of 15-20% is deemed to be applicable for species with low productivity"*, (ii) *"even if a population is not declining appreciably, it could be considered for listing in Appendix II if it is near the extent of decline guidelines mentioned above for consideration for Appendix I listing. A range of between 5% and 10% above the relevant extent of decline might be considered as a definition of 'near', taking due account of the productivity of the species"*, and (iii) *"a recent rate of decline is important only if it is still occurring, or may resume, and is projected to lead to the species reaching the applicable point for that species in the Appendix I extent of decline guidelines within approximately a 10 year period"*.

The Panel concluded that declines to near the 15-20% level may be reflected in the Australian and Adriatic time-series, but not in the South African time-series. The extent of decline in the Northwest Atlantic population is uncertain due to limitations in the data and inappropriate treatment of the data in some of the sources used. There is adequate evidence in the Australian and Adriatic time-series to conclude that these components of the global population or populations are probably within the "buffer zone" implied in (ii). Again, the South African abundance trends do not appear to satisfy these guidelines, and abundance trends in the Northwest Atlantic are uncertain due to limitations in the data.

## **OVERALL CONCLUSIONS**

Available evidence suggests that white sharks are naturally rare, have low productivity, and have suffered marked depletions in several areas, at least on a local scale. The Panel concluded that the available evidence could support a range of hypotheses, and that it was not possible to confirm or exclude the possibility that the species as a whole meets the criteria for listing in Appendix II. It also had concerns about the way the data in the proposal (particularly Table 2) were presented, and about the reliability of some of the numbers as indices of population abundance. Further, the Panel questioned the logic of a zero quota if an Appendix II listing were to be supported by the Parties and agreed that if a species does not qualify for an Appendix I listing, it seemed inappropriate to have a zero quota simultaneously imposed by the Conference of the Parties.

## White Shark Proposal, Annex I. Distribution and centres of abundance for the white shark (supplementary information for Figure 1).

The white shark is most commonly recorded from the waters of Southern Africa (particularly from Namibia to KwaZulu-Natal and Mozambique); Eastern, Western and particularly Southern Australia; New Zealand; the Japanese archipelago; the North-eastern seaboard of North America, especially Long Island and environs; the Pacific coast of North America, primarily from Oregon to Baja; the coast of Central Chile; and the Mediterranean Sea, primarily the Western-Central region and Tyrrhenian Sea (Fergusson *et al.* in press<sup>3</sup>).

Known centres of abundance including breeding areas:

1. Eastern North Pacific off northern and southern California, with adults of both sexes and young of the year off southern California, probably extending to the west coast of Mexico. No pregnant females reported.
2. Western North Atlantic coast of the United States, in the Mid-Atlantic Bight from southern Massachusetts to New Jersey, including adults of both sexes and probably young of the year, but no pregnant females reported.
3. Eastern South Atlantic and Southwestern Indian Ocean: the southeast coast of South Africa from False Bay to the Eastern Cape and KwaZulu-Natal, with adults of both sexes and probably young of the year, but no pregnant females reported.
4. Southeastern Indian Ocean and Western South Pacific: Southeastern Australia (Western Australia to New South Wales and Queensland), including the Great Australian Bight, with adults of both sexes, pregnant females, and small young, possibly young of the year, reported. New Zealand similar with young and pregnant females but possibly contiguous with Australian area via migration.
5. Western North Pacific: Japan and possibly adjacent areas of Korea and China, including Taiwan. Pregnant females and young known, but more poorly known than other areas.
6. Mediterranean: primarily Western-Central region and Tyrrhenian Sea, mating and pregnant females recorded. Now extremely rare here.

---

<sup>3</sup> Fergusson, I.K., Compagno, L.J.V., and Marks, M.A. In press (2004). White shark *Carcharodon carcharias*. In: Fowler, S.L., Camhi, M., Burgess, G.H., Cailliet, G., Fordham, S.V., Cavanagh, R.D., Simpfendorfer, C.A. and Musick, J.A. In Press (2004). Sharks, rays and chimaeras: the status of the chondrichthyan fishes. IUCN SSC Shark Specialist Group. IUCN, Gland, Switzerland and Cambridge, UK.

# FAO ad hoc Expert Advisory Panel Assessment Report:

## Humphead Wrasse

**PROPOSAL NO.:**33

**SPECIES:** *Cheilinus undulatus* - Humphead wrasse

**PROPOSAL:** Inclusion of *Cheilinus undulatus* in Appendix II in accordance with Article II, paragraph 2(a) of the Convention and Resolution Conf. 9.24 (Rev. CoP12), Annex 2a, Paragraph B.

\*\*\*\*\*

### **ASSESSMENT SUMMARY**

The FAO ad hoc Expert Advisory Panel concluded that the available evidence supports the inclusion of humphead wrasse on CITES Appendix II based on criterion 2a B and possibly on 2a A. This conclusion is based on its high vulnerability, low productivity and evidence of widespread and serious impacts of exploitation throughout most of the range of the species.

Humphead wrasse is a low productivity species with fragmented distribution that, owing to its large size and sedentary nature, is highly vulnerable to the method of fishing used to capture individuals of the species. Consequently, populations can be easily depleted at even medium fishing intensities. It is among the most vulnerable species, if not the most vulnerable in the reef fish assemblage of which it is a part. There is convincing evidence that there have been substantial declines in local abundance at numerous points within its range leading to the inferred conclusion that depletion is a widespread phenomenon. There is also convincing evidence of trade-driven exploitation that has expanded over the past three decades to cover most of the species range. Owing to the high value of the species in the live reef food fish markets, trade is considered to be a significant factor in the depletion of this species. This situation is exacerbated by the fact that humphead wrasse are also exploited for local consumption in most range countries. Management of reef fisheries, including those for wrasse, are inherently difficult. The Panel concluded that regulation of trade as a result of CITES listing could make a significant contribution to the conservation of this species. A CITES listing alone would not provide a complete solution to the conservation problems for this species. Therefore strengthening of regional and national management of the live reef food fish trade and domestic fisheries is also necessary to ensure protection of the humphead wrasse.

### **PANEL COMMENTS**

#### ***Distribution and habitat availability***

Maps provided from Sadovy *et al.* (2003) combined with a ReefBase map of coral reefs, demonstrate that although the area of the species' distribution extends widely across the Indo-Pacific region, its actual coral reef habitat is patchily distributed and occupies a relatively small proportion of the distribution area (Figure 1 of Sadovy *et al.* 2003). This is not immediately evident from the text description provided in the proposal. Within coral reef areas, humphead wrasse adults are concentrated within specific habitats: outer reef areas, reef channels and passes.

#### ***Population status and trends***

The explanation of the spatial analysis of humphead wrasse densities in relation to fishing intensity presented in Figure 1 of the proposal does not enable a full interpretation. That there was only one unfished area diminishes the weight that the Panel was able to give to this category as a historical baseline. However, the appreciable decline in fish density from fishing index category one (lowest) through to five (highest) adequately demonstrates the impact of fishing on local abundance. It also suggests considerable variability in local abundance in the species. The fact that the fish density counts in the data represented in the figure by the open squares were all made by the same survey team, according to a standard methodology makes these data the most credible.

The fishing index used in Figure 1 in the proposal is a combination of human population density in the fishing area and expert judgment of fishing intensity on a scale of 1-5. As different experts were used in different areas and their responses were not standardised, there may have been inconsistencies between areas in the relation of the index to actual fishing intensity. However, in the absence of actual effort or capacity data, the use of such an index was considered appropriate.

The numbers of humphead wrasse individuals per unit area from Reef Check surveys were considerably higher than those from the surveys presented in Figure 1 of the proposal. Discrepancies between these two sources may be inherent in the methodologies or due to the use of volunteers by Reef Check. The Reef Check surveys are considered to be less reliable than the scientific surveys presented in proposal Figure 1 because the former were not designed specifically for humphead wrasse. The presentation of the survey data in Figure 1 of the proposal as 'fish/10 000 m<sup>2</sup>' and the data from the Reef Check surveys as 'fish/100 m<sup>2</sup>' does not facilitate comparison.

The life-history characteristics of humphead wrasse make it difficult to fit into the resilience (productivity) scale provided in FAO Fisheries Report 667. Although long-lived, it matures relatively early. On the basis of these characteristics alone it might be considered to be of medium rather than low resilience. However, the apparent dependence of successful spawning on the presence of a few large males that pair spawn with a harem of females may reduce resilience when the large males are targeted. Targeting fish in spawning aggregations may disrupt spawning, but the extent of this is not known. In humphead wrasse, small satellite males are not believed to play any significant role in fertilising eggs. The role of sex-change in providing replacement dominant males is poorly understood.

The available age data from part of the Great Barrier Reef referred to in the proposal, when analysed using a regression approach for ages 5 and above, yield an estimate for total mortality of  $Z=0.11$ . The Panel considered that the scientific validity of this analysis could be improved by use of the Chapman-Robson method, but this would make little difference to the result. Since catches from the area sampled are light and quite recent, the effect of fishing mortality on this estimate will be very small, so that this approach provides a useful estimate of natural mortality ( $M=0.11$ ), which suggests that the species should be regarded as one of low productivity.

Also with regard to resilience, the relative importance of self-recruitment versus recruitment from up-current spawning stocks is unknown. Therefore, depending on reef location in relation to current patterns, recruitment to depleted stocks may not be a simple function of reproductive output from those stocks. Possible down-current effects of depletion of up-current stocks may affect resilience. The recruitment pulse that occurred in Guam in the absence of a known spawning stock may reflect planktonic dispersal and illustrates the uncertainty in resilience of this species.

The information presented on temporal trends in abundance appeared to be a comprehensive compilation of available information, but the information varied in quality. Some reported trends were survey-based while others were anecdotal. This information is summarised and commented upon in Table 33.1.



**Table 33.1.** Summary of humphead wrasse abundance time-series. These time-series are ranked on a scale of 0-5 according to the Panel's population abundance index reliability scale (See Table 1 in "General Comments and Observations"). The information presented corresponds to proposal pages 3-7. It does not include the "spatial" information from fished versus unfished areas).

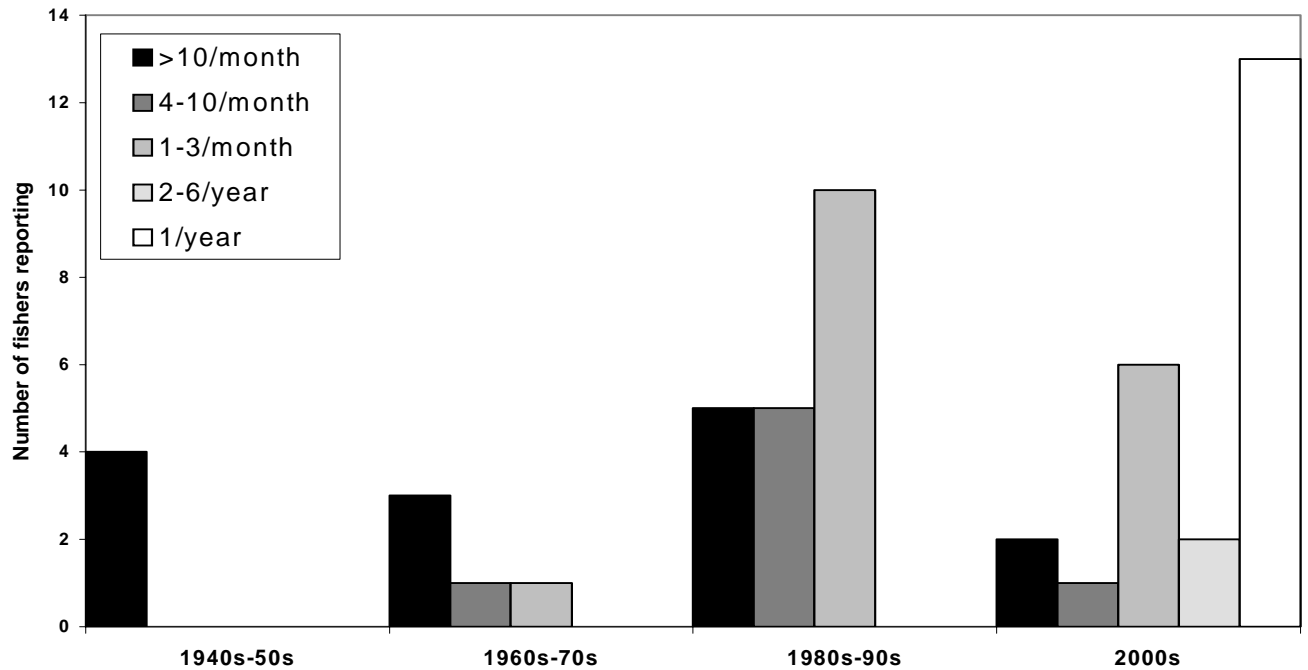
Country/series	Source	Abundance	Type	Reliability index
1. Malaysia -- Kudat trader purchases, all sizes	Hendry pers.comm.	1995: 3500 kg/y 2002: 300 kg/yr	Trader receipts Catch data, no effort	2-3 Some effort information implied as the catch was from a consistent subset of vessels
2. Malaysia catch rates, boats supplying same trader	Hendry pers.comm.	1995: 10kg/boat/month 2002: 0 kg/boat/month	Trader receipts	3
3. Australia – Queensland	Samoilys 2002	1989: 6 kg/boat/day 1992: 25 1993-98: 20	Catch data	2 Market driven, so may not reflect abundance well
4. Aust – Qland	OConnell pers.comm.	1991: 0.23 t/boat/day 1998: 0.12	Pers comm	3
5. Aust – Qland	Pogonoski 2002	recent catches much lower than historic	Review conclusion	3
6. Aust – reef observations	OConnell in lit. 2002;  a. Johannes and Squire 1988.  b. volunteer divers	a. spawning aggregations of 100s, 1980s  b. aggregations 10 or less since 1999	Observed aggregations  2 points	1-2
7. Aust Qland outer reefs	Oconnell	catches now much lower than historic	Anecdotal	1
8. Aust – barrier reefs, AIMS	OConnell in lit. 2002	no longer found at historical sites, monitored since 1992	Anecdotal	1

**Table 33.1.** Summary of humphead wrasse abundance time-series (continued)

Country/series	Source	Abundance	Type	Reliability index
9. Aust – Swain and Pompey reefs, Qland Museum	Oconnell in lit. 2002	much reduced from 50s-60s	Anecdotal	1
10. Fiji	Thaman 1998	virtually disappeared from some places	Anecdotal	1
11. Fiji	Dulvy <i>et al.</i> 2003	possibly extirpated from one island	Anecdotal	1
12. Fiji fishermen interviews (N = 24 who caught the species)	SCRFA 2003	70s-80s: 2-5 fish/month now: 1 fish/m or less	Standardised questionnaires	3
13. Fiji annual sales	Fiji Dept of Fisheries	1994 and 1996: 22.5t 2002: 10.6 t 2003: 3.5t	Catch data, no effort	2-3
14. Indonesia fishermen	Bentley 1999	early 1990s: 50-70 kg/month late 1990s: 10-50 kg/month Serial depletions noted as common.	Structured interviews	3
15. Indonesia diver reports	Erdmann pers.comm.	uncommon where once readily seen	Anecdotal	1
16. SW Sulawesi and Kei fishermen interviews (N = 40)	SCRFA 2003	rare last 10-15 yrs where fished; still seen or incidentally taken where unfished	Standardised questionnaires	3
17. Palau fishermen interviews (N = 9 fishing the species)	SCRFA 2003	declined	Standardised questionnaires	3
18. Palau market catches (p. 10 nr top)	Sadovy <i>et al.</i> 2003	1986: 3500 kg 1993: 682 kg 1994: 138 kg 1995: 26 kg 1996: 0 kg	Catch data, no effort	2
19. Japan, Ryuku I. Region, Okinawa Prefecture	Fishery Agency Japan	1994-2003: Stable landings of about 9 t	Catch data, no effort	2

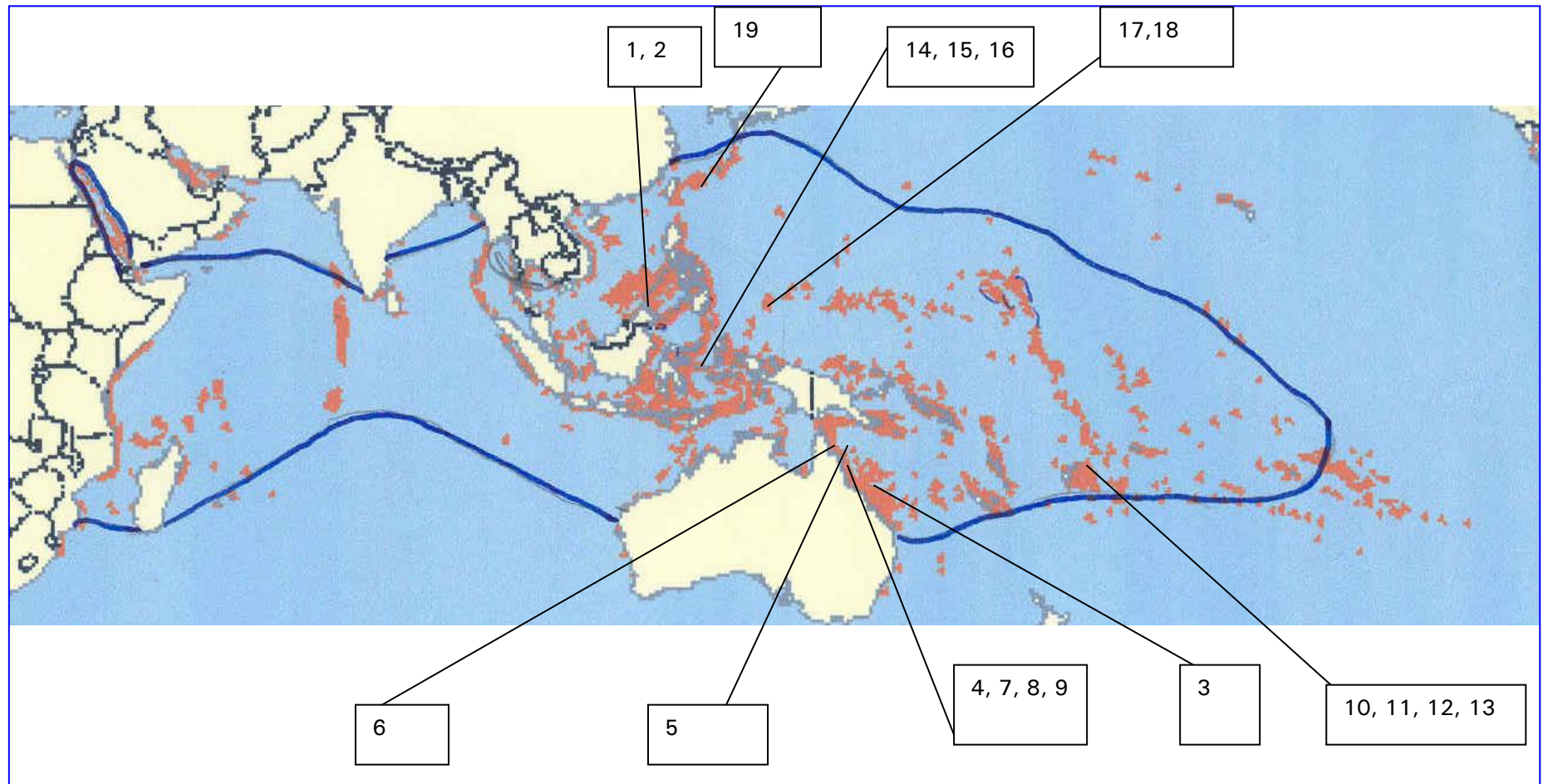
In many of the cases in Table 33.1, there is the likelihood that fuller information on methods of data collection and analysis could lead to higher assignments of reliability. In several of the cases reported in the Table, declines in fish size were also reported (lines 5, 12, 14, 16,17). Scarcity of humphead wrasse

in surveys in areas of suitable habitat where it was expected to occur in Fiji is not considered to provide a strong indication of depletion as there is the possibility that it was only present in small densities there in the past. In its country response, Indonesia indicated that humphead wrasse are common and locally abundant throughout its waters. The information from fisher interviews in Indonesia and Fiji (lines 12 and 16), which is considered amongst the most reliable, is presented in Figure 33.1.



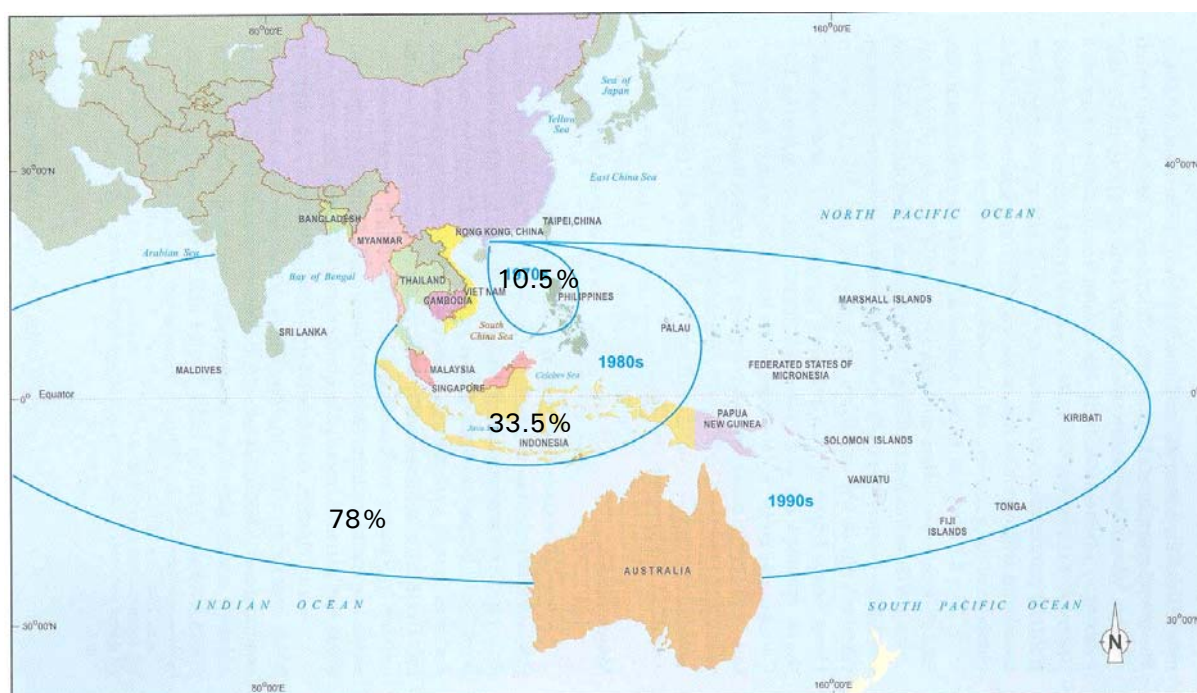
**Figure 33.1.** Adult humphead wrasse catch rates reported from fisher interviews in Fiji and Indonesia in 2003/4 (N=53) . The data show perceived temporal changes in catch rates from interviews. Society for the Conservation of Reef Fish Aggregations (full reports to be posted on [www.scrfa.org](http://www.scrfa.org))

The distribution of coral reef habitats throughout the range of the humphead wrasse is shown in Figure 33.2. The locations for the time-series information summarised in Table 33.1 are also shown.



**Figure 33.2.** Geographic distribution of humphhead wrasse. The distribution of the species falls within the solid line and around the reef areas (dark shaded scattered areas represent coral reefs). The numbers refer to the line items in Table 33.1.

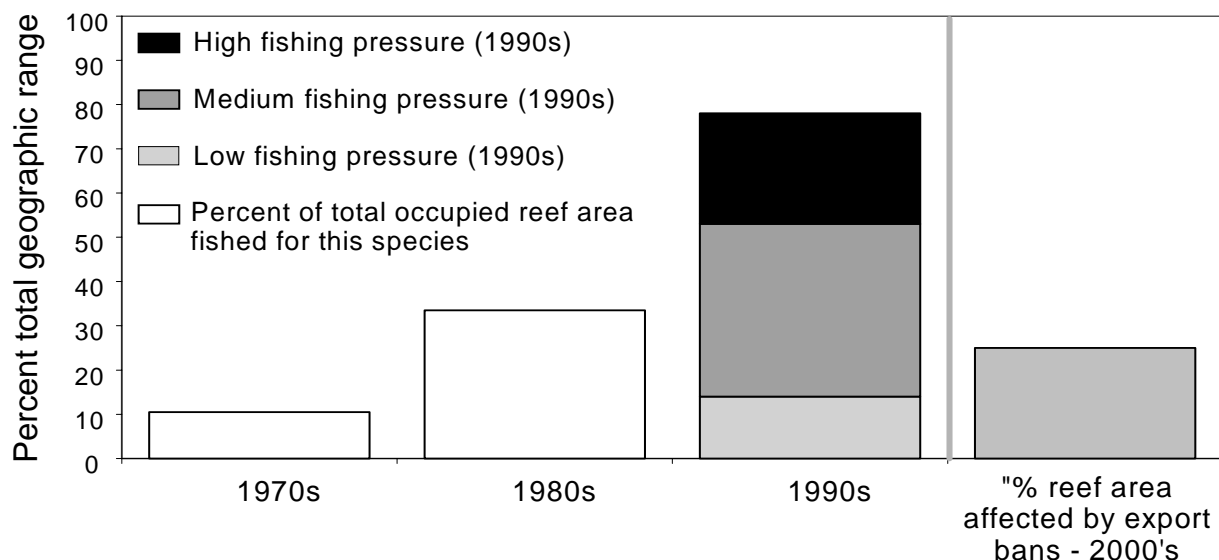
The question of the proportion of total area of distribution within which humphead wrasse stocks are considered to be critically depleted was raised as being fundamental to the assessment. In regard to this question, the Panel noted the observation by Hong Kong fish traders and source country information that exploitation had progressed sequentially outwards from Hong Kong (the primary importer). This progression was illustrated in a supplementary map (Figure 33.3) depicting the geographic expansion of the live reef fish fishery (Asian Development Bank 2003) in decadal increments. By the 2000s, at least 86% of all reefs in the geographic range of the humphead wrasse were exploited for this species (including for both domestic and international trade); in addition, most other reefs in the range of this species are exploited but at unknown levels of fishing effort as far as the humphead wrasse is concerned (Asian Development Bank 2003).



**Figure 33.3.** Map showing cumulative expansion of the trade in live reef fish centred in Hong Kong from the 1970s (inner circle), 1980s (middle circle) and 1990s (outer circle) showing percentages of total reef area for the species encompassed by exploitation activities (from Asian Development Bank 2003).

The most extensive exploitation (by volume of fish) appears to be associated with the live reef food fish trade for export with a sequential expansion of area fished from the 1970s through the 1980s and into the 1990s, covering 10.5%, increasing to 33.5% and then to 78% of the total reef area in the range of the species by the 1990s (Figure 33.3). Expansion of the trade has occurred as demand for live fish for food has increased and as businesses continue to seek supplies of live reef fish (including humphead wrasse but mainly groupers) (Asian Development Bank, 2003).

The Panel estimated fishing pressure for the 1990s in areas exploited for the live reef food fish trade to provide an indication of the extent of fishing pressure in the area affected (Figure 33.4). High pressure is assigned to those countries in which the species is extensively (i.e. widely) taken from reef areas (this is roughly equivalent to the highest fishing index in Fig. 1 of the proposal). Medium pressure is roughly equivalent to the middle level fishing index in Fig. 1 of the proposal. Low pressure is considered to apply to countries which have low levels of export of live fish, roughly equivalent to the lowest level fishing index in Fig. 1 of the proposal. Areas for which there is no indication of level of fishing pressure are not included in Figure 33.4.



**Figure 33.4.** Percent geographic range subject to live reef food fish trade for 1970s, 1980s and 1990s (see Figure 33.3). For the 1990s, this area was divided into fishing intensity categories (see text for explanation and Annex 1 of this report for data). The bar to the extreme right shows the percentage of reef area that falls under legislation prohibiting export of humphead wrasse as of the end of 2003.

As of 2003, approximately 25% of reefs in the species' range fell within the jurisdiction of countries which do not allow export of the humphead wrasse, with Australia representing the biggest reef area and implementing their regulation in December 2003. Regulations for certain size classes are in effect in other countries but exemptions for 'culture' allow capture and grow out of juveniles for export. Moreover, illegal exports limit the degree of protection for the species (Sadovy et al. 2003, Asian Development Bank 2003).

With regard to biological parameters, the Panel concluded the following.

- Owing to a combination of life-history parameters and reproductive behaviour, humphead wrasse is probably in the low productivity category on the FAO productivity scale.
- Although most of the time-series in Table 33.1 are in the low to mid range of the reliability scale, all but two indicate population declines, so that taken as a whole they indicate widespread and for the most part serious decline of local populations throughout the species range.
- There is clear indication of sequential exploitation and depletion of this species for the live reef food fish trade over the past three decades (70s-90s) extending outwards from the centre of import trade to cover about 78% of the reef habitat area.
- Including fishing for local consumption, exploitation covers a large proportion (about 86%) of coral reef habitats within the species range.

### Threats

Humphead wrasse are particularly vulnerable to exploitation for several reasons:

- the species falls within FAO's lowest productivity category and is one of the most valuable of the multispecies assemblage exploited for the live reef food fish trade;
- individuals are large and sedentary in specific habitats that are easily accessible by diving;
- the nature of harvesting by SCUBA divers on coral reefs is such that with high visibility and easily identifiable topography, divers can cover entire reef areas effectively;
- during spawning, adults are even more accessible in predictable areas;
- the distribution is fragmented, probably resulting in a large number of small populations with limited interconnection, which increases the susceptibility of these populations to extirpation.

The aspects of threat presented in the proposal are all facets of the same problem: the exploitation of a highly vulnerable species for international trade. The proposal stated that the species is dependent on healthy coral reef ecosystems. Furthermore, it stated that, at the centre of the humphead wrasse

distribution, 88% of the coral reefs are at risk and 50% are at very high risk from habitat degradation. The Panel noted that the humphead wrasse has age-specific habitat requirements. In particular, the large males, which are important for reproductive success, have very narrow habitat requirements. The Panel had no information on the rate of habitat destruction.

### ***Utilization and Trade***

Clarification of the information provided in the proposal on international trade in humphead wrasse revealed that this species is a high value but minor component of a much larger general trade in live reef fish that drives the movements of trading vessels and air shipments. Thus low availability of humphead wrasse is not likely to have a feedback effect on the extent of the live reef food fish trade, and live reef food fish trade shipping opportunities will remain high as long as other species are available. Therefore, if unregulated, a high proportion of humphead wrasse will probably continue to be exported whenever captured.

A shift from boat to air shipment may indicate the sequential shift in exploitation to areas that are farther away from the primary market. However, other factors such as reduced cost, increased availability and higher survival rates for shipped animals may also have played a role in the increase in use of air transportation. The Panel also noted that air transportation may well be easier to monitor than sea transportation.

Scarcity of humphead wrasse appears to have led to increased prices in Hong Kong. The Panel was provided with supplementary information indicating that between 1996 and 2003 prices corrected by the Consumer Price Index and the Consumer Satisfaction Index had risen more than would be expected, while availability had declined (Liu 2004)<sup>4</sup>.

### ***Conservation and management***

As described in the proposal, several range countries have put a variety of management measures in place. These measures range from full protection in Niue to export bans in several countries (Australia, Fiji (upcoming), Maldives, Palau, Philippines). Other measures include minimum size, bans on the use of SCUBA, prohibition of capture of juveniles and prohibition of catch in spearfishing competitions. In Philippines and Indonesia, there are regulations but these include exemptions that allow capture of juveniles for grow-out.

### ***Likely effectiveness for conservation***

The Panel noted that there are considerable difficulties involved in managing highly dispersed small-scale fisheries such as those that harvest humphead wrasse. Many of the range states that are involved in exporting live reef fish are Small Island Developing States (SIDS) with typically small land area and human populations relative to marine space, as well as low capacity for enforcement of fisheries regulations. Consequently, it can be expected that national bans on exports will be difficult to enforce, as evidenced by the case of the Maldives. Under these circumstances, control measures applied at the point of importation are more likely to be effective. Given that humphead wrasse is a relatively small component of the live reef food fish trade, traders may prefer to stop trading in them rather than to seek certification and/or risk hold-ups in their shipments. Hong Kong SAR was reported as having an effective CITES control unit. As the main point of importation of live reef food fish in the region, a CITES listing could be expected to significantly reduce illegal trade in live humphead wrasse. It was noted that, in response to the request by the proponents for comment, the Director of the Agriculture, Fisheries and Conservation Department of Hong Kong SAR drew attention to the widely distributed and sometimes remote nature of fisheries for live reef food fish in some countries. He stated that, consequently, CITES listing of humphead wrasse would require careful attention to the procedures for obtaining permits. The Panel also noted that exporters from one major exporting country already need to have export permits and that their experience should prove useful in addressing this issue.

---

<sup>4</sup> Liu, L. 2004. *Estimated global population and international fishery and trade for the humphead wrasse Cheilinus undulatus (Labridae)*. University of Hong Kong, Unpublished MS

The Panel concluded that regulation of trade as a result of CITES listing could make a significant positive impact in preventing further depletion of this species.

The Panel also noted, however, that owing to the vulnerability of the species and the existence of fisheries for local consumption in many range states, national and regional management programmes for this species should be a high priority. Continued degradation of coral reefs in Southeast Asia and other parts of the humphead wrasse range will continue to affect this species regardless of species-specific management measures considered here.

### ***Other observations***

The first sentence in the section of the proposal on geographic trends suggested that local depletion and extirpation have taken place largely at the edges of the range, and that stocks are healthy in the centre of distribution. The evidence provided on declines did not support this statement as it indicated depletion at several locations throughout the range.

Mariculture of over-exploited species can assist conservation by satisfying some of the demand for wild caught species. Some countries practice mariculture of humphead wrasse based on the grow-out of wild-caught juveniles, and may even have exemptions to harvest regulations that allow harvest of juveniles for this purpose. The Panel noted that this mariculture practice is nevertheless considered to result in increased fishing pressure on the wild-stocks rather than in the protection that would be added by full-cycle mariculture. Full-cycle mariculture of this species is not yet possible.

## **EVALUATION AGAINST CITES LISTING CRITERIA**

The criteria relevant to the proposals for an Appendix II listing considered by the Panel are those in Annex 2a in conjunction with the guidelines in Annex 5 of Resolution Conf. 9.24 (Rev. CoP12). However, a revision of this Resolution is currently underway. The draft version of the revision at the time of the Panel meeting (CITES document CoP13 Doc. 57) differs in a number of respects from Res. Conf. 9.24 (Rev. CoP12). Most importantly, for commercially-exploited aquatic species, it includes revisions in the wording of the Annex 2a criteria and the associated Annex 5 decline guidelines, as detailed below. Resolution Conf. 9.24 (Rev. CoP12) will be used for the next CoP meeting (CoP13). However, FAO considers the current revision (CoP13 Doc. 57) to be more appropriate for commercially-exploited aquatic species.

### ***Panel assessment relative to Resolution Conf. 9.24 (Rev. CoP12):***

#### ***Annex 2a:***

*“A species should be included in Appendix II when either of the following criteria [A or B] is met.”*

***Annex 2a, criterion A:*** *“It is known, inferred or projected that unless trade in the species is subject to strict regulation, it will meet at least one of the criteria listed in Annex 1 in the near future.”*

**Panel evaluation:** In terms of the trade aspect of this criterion, the Panel concluded that control of trade could have an important effect in preventing further depletion of humphead wrasse populations.

With respect to biological criteria, the Panel concluded that the information in Table 33.1, while largely qualitative in nature, was sufficient to satisfy this criterion. This is explained further in the Panel assessment relative to the revised criteria incorporating FAO recommendations (CoP13 Doc. 57) below.

***Annex 2a, criterion B:*** *“It is known, inferred or projected that the harvesting of specimens from the wild for international trade has, or may have, a detrimental impact on the species by either:*

*i) exceeding, over an extended period, the level that can be continued in perpetuity; or*

*ii) reducing it to a population level at which its survival would be threatened by other influences”*

**Panel evaluation:** The Panel concluded that the low productivity, high vulnerability to fishing and population fragmentation of humphead wrasse, together with the indications that fishing has already had



widespread and serious impacts on local populations of humphead wrasse throughout most its range, were adequate evidence that the species meets the above criteria. Again, this is discussed further in the Panel assessment relative to the revised criteria incorporating FAO recommendations (CoP13 Doc. 57) below.

**Panel assessment relative to revised criteria incorporating FAO recommendations (CoP13 Doc. 57):**

*Annex 2a:*

*"A species should be included in Appendix II when, on the basis of available trade data and information on the status and trends of the wild population(s), at least one of the following criteria [A or B] is met."*

*Annex 2a, criterion A: "It is known, or can be inferred or projected, that the regulation of trade in the species is necessary to avoid it becoming eligible for inclusion in Appendix I in the near future."*

*Annex 2a, criterion B: "It is known, or can be inferred or projected, that regulation of trade in the species is required to ensure that the harvest of specimens from the wild is not reducing the wild population to a level at which its survival might be threatened by continued harvesting or other influences."*

**Panel evaluation:** In terms of the trade aspect of this criterion, the same comments mentioned above apply: in the opinion of the Panel, control of trade could have an important effect in preventing further depletion of humphead wrasse populations.

With respect to biological criteria, the Panel again referred to the CoP13 Doc. 57 Annex 5 footnote for commercially-exploited species which it considered relevant to both criteria A and B. The relevant parts of this footnote are: (i) [For an Appendix I listing] *"a range of 15-20% is deemed to be applicable for species with low productivity"*, (ii) *"even if a population is not declining appreciably, it could be considered for listing in Appendix II if it is near the extent of decline guidelines mentioned above for consideration for Appendix I listing. A range of between 5% and 10% above the relevant extent of decline might be considered as a definition of 'near', taking due account of the productivity of the species"*, and (iii) *"a recent rate of decline is important only if it is still occurring, or may resume, and is projected to lead to the species reaching the applicable point for that species in the Appendix I extent of decline guidelines within approximately a 10 year period"*.

From the available information, summarised in Table 33.1, there are a several quantitative estimates of historical extent of decline, and a number of anecdotal sources consistent with those, that indicate populations of humphead wrasse falling within or below the "buffer" zone of 5 to 10% above the relevant Appendix I extent of decline guideline for a low productivity species (15-20% of baseline) included in the Annex 5 footnote in CoP13 Doc 57. These examples include occurrences in Malaysia, Australia, Fiji, Sulawesi and Palau. While the examples from Japan, some parts of Indonesia and two estimates from Australia suggest smaller declines or, in the case of Japan, stability in the populations, the general pattern is indicative of serious declines. In addition, with the exception of Japan and possibly one example from Australia (Table 33.1, Row 3), there are no indications that the declines have ceased. Overall, the Panel concluded that, with respect to biological criteria, the information in Table 33.1, while largely qualitative in nature, reflects numerous consistent patterns of declines, over a wide spatial distribution, falling within the Cop13 Doc 57 Appendix II decline criteria and hence is considered sufficient to satisfy Annex 2a criterion B and possibly Annex 2a criterion A

## **OVERALL CONCLUSIONS**

Humphead wrasse is a low productivity species with fragmented distribution that, owing to its large size and sedentary nature, is highly vulnerable to the method of fishing used to capture individuals of the species. Consequently, populations can be easily depleted at even moderate fishing intensities. It is among the most vulnerable species, if not the most vulnerable, in the reef fish assemblage of which it is a part. There is convincing evidence that there have been substantial declines in local abundance at numerous points within its range leading to the inferred conclusion that depletion is a widespread phenomenon. There is also convincing evidence of trade-driven exploitation that has expanded over the past three decades to cover most of the species range. Owing to the high value of the species in the live reef food fish markets, trade is considered to be a significant factor in the depletion of this species. This situation is exacerbated by the fact that humphead wrasse are also exploited for local consumption in

most range countries. The Panel concluded that humphead wrasse meets the Annex 2a criterion B and possibly also criterion A for inclusion in CITES Appendix II. The Panel also concluded that regulation of trade as a result of CITES listing could make a significant contribution to the conservation of this species. It was noted that a CITES listing alone will not provide a complete solution to the conservation problems for this species. Management of reef fisheries, including those for wrasse, are inherently difficult and strengthening of regional and national management of the fisheries on this species, for both the live reef food fish trade and domestic use, must be a high priority.

**Humphead Wrasse Proposal, Annex 1. Information used in  
assessing the extent of exploitation of humphead wrasse in its  
range countries.**

Country	Reef Area* (km <sup>2</sup> )	Fishing Pressure**	Decade first exported live	Exploited nationally	Export to Hong Kong***
India	5790	U			
Maldives	8920	M	****1990		Yes
Sri Lanka	680	U	1990		Yes
Chagos Archipelago	3770	U	?poaching		
Comoros	430	U			
Kenya	630	U			
Madagascar	2230	M		Yes	
Mayotte	570	M		Yes	
Mozambique	1860	L		Yes	
Seychelles	1690	L	1990	Yes	Yes
Somalia	710	U			
South Africa	50	U			
Tanzania	3580	L		Yes	
American Samoa	220	M		Yes	
Australia	48960	M	1990	Yes	Yes
Cook Is.	1120	L	1990	Yes	Yes
FSM	4340	M	1990	Yes	Yes
Fiji	10020	L	****1990	Yes	Yes
French Polynesia	6000	H		Yes	
Kiribati	2940	L	1990	Yes	Yes
Marshall Is.	6110	M	1990	Yes	Yes
Nauru	50	U			
New Caledonia	5980	L		Yes	
Niue	170	U		Yes	
Palau	1150	M	****1980	Yes	Yes
Papua New Guinea	13840	L	1990	Yes	Yes
Samoa	490	L		Yes	
Solomon Is.	5750	H	****1990	Yes	Yes
Tonga	1500	U			
Tuvalu	710	L	1990		Yes
Vanuatu	4110	L	1990		Yes
Wallis & Futuna	940	U			
Egypt	3800	U			
Eritrea	3260	U			
Israel	10	U			
Jordan	50	U			
Saudi Arabia	6660	U			
Sudan	2720	U			
Brunei	210	U			
Cambodia	50	M	1980		Yes
Indonesia	51020	H	***1980	Yes	Yes
Japan	2900	M		Yes	
Mainland China	1510	H	1970	Yes	Yes
Malaysia	3600	H	1980	Yes	Yes
Myanmar	1870	M	1990		Yes

Country	Reef Area* (km <sup>2</sup> )	Fishing Pressure**	Decade first exported live	Exploited nationally	Export to Hong Kong***
Philippines	25060	M	**** 1970	Yes	Yes
Singapore	100	M	1980	Yes	Importer
Taiwan	940	M		Yes	Importer
Thailand	2130	H	1980		Yes
Vietnam	1270	H	1990	Yes	Yes

**Notes**

Total reef area in geographic range of species 252510 km square (Spalding et al., 2001)

GUAM reef area unavailable - national level use only - dead fish

Regulations confer complete protection from export in Maldives, Australia, Niue and Palau

\* Spalding et al. (2001)

\*\* Fishing pressure

(U)nkknown fishing pressure (could be low or none)

(L)ow fishing pressure - roughly equivalent to fishing intensity 1 in Fig. 1 of proposal

(M)edium fishing pressure - roughly equivalent to fishing intensity 3 in Fig. 1 of proposal

(H)igh fishing pressure - roughly equivalent to fishing intensity 5 in Fig. 1 of proposal

\*\*\* Data from Agriculture and Fisheries Dept. Hong Kong, HK govt. census and statistics office;

Lau and Parry-Jones, 1999; ADB, 2003

\*\*\*\* Illegal exports reported

# FAO ad hoc Expert Advisory Panel Assessment Report:

## Mediterranean Date Mussel

### PROPOSAL NO. 35

**SPECIES:** *Lithophaga lithophaga* - Mediterranean date mussel

**PROPOSAL:** Inclusion in Appendix II, in accordance with Article II, paragraph 2a.

\*\*\*\*\*

**ASSESSMENT SUMMARY:** Proposal 35 contains a moderate amount of information on *Lithophaga lithophaga* biology, distribution, trade, and abundance. The Panel could not accurately determine the extent to which the species is exploited throughout its range, although it was clear that destructive fishing practices threaten the species at the local and perhaps national levels in certain parts of the Mediterranean Sea. A limited amount of new information, not contained in the original proposal, was presented to the Panel from the published literature and by an Expert Panel member. This included new data on growth and maturation rates, abundance time-series, and levels of research. However, none of this information significantly changed the Panel's opinions about the conservation status of the species.

The Panel considered that the proposal identified a real and important problem. On the basis of the available information, the Panel was of the opinion that the species is not presently at risk of extinction in the foreseeable future, as substantial portions of its range remain unexploited or lightly exploited (e.g., Turkey). It was noted, however, that there is little evidence that healthy, unexploited populations can provide new recruits/juveniles for exploited populations. Furthermore, if harvesting continues with the highly destructive practices currently in use, the species will probably be progressively extirpated and thus be at real risk of extinction in an unspecified distant future. Date mussels are protected by legislation and international conventions in most of the range States, but implementation of these instruments seems to be largely ineffective and illegal harvest and illegal trade continue. A portion of the illegal trade appears to occur between member states of the European Union, and thus would not be affected by a CITES Appendix-II listing.

### PANEL COMMENTS

#### *Biological Parameters*

It was reported that *L. lithophaga* has faster growth rates than those described in the proposal. The species can reach a size of 8 cm shell length in approximately 14 years (Grubelic *et al* 2004)<sup>5</sup>, and can reach sexual maturity in 4 years. These rates appear to vary geographically.

#### *Distribution and Habitat Availability*

The Panel discussed the relatively broad geographic distribution of the species, and noted new information that showed the species also occurred in the Bay of Biscay (northern Spain). The Panel highlighted the fact that the species requires limestone substrate for settlement and growth, within a particular depth range along coastlines. The Panel tried to ascertain what portion of the available habitat has been impacted by destructive harvest techniques. A panel member clarified that current extraction methods (hammer and chisel or explosives) completely destroy the limestone substrate required by the species, and that recolonization by date mussels after harvest has not been observed.

Harvest methods have a devastating effect on *L. lithophaga* habitat, and make the fishery unsustainable in the long-term. The habitat destruction involved in this fishery has a direct bearing on the species' conservation, coastal biodiversity, and the notion of sustainable harvest for international trade inherent in the CITES listing criteria.

---

<sup>5</sup> Grubelic, I., A. Simunovic and M. Despelatovic. 2004. The date-shell *Lithophaga lithophaga* L. colonization of immersed rocks at the eastern part of the Adriatic Sea. Rapp.Comm.int.Mer.Medit., 37. p520.

### ***Population status and trends***

The Panel noted that date mussel density does not appear to change seasonally, as the proposal incorrectly states. Fanelli *et al.* (1994), as cited in the supporting statement, provided information on exploitation and consequent habitat damage in southeastern Italy. They surveyed 159 km of rocky coast in 1990 and 206 km of rocky coast in 1992. In 1990, 81 km (51%) was described as “damaged” and 44 km (28%) was classified as “heavily damaged”. By 1992, 128 km (62%) was classified as “damaged” and 69 km (33%) was classified as “heavily damaged”. A similar situation was noted by Simunovic and Grubelic (1992) for the eastern Adriatic coast. Fanelli *et al.* (1994) concluded that areas damaged by date mussel harvesting did not recover between surveys and that recolonization was unlikely, possibly due to sea urchin grazing of some areas. Through an examination of the proposal, and input from panel members, the Panel concluded that currently there is little exploitation of date mussels east of Greece (in the Mediterranean Sea) and that north African populations are largely unexploited.

The date mussel appeared to remain at low risk of global extinction in the foreseeable future. Local extirpations appear to be prevailing because of highly destructive harvest methods. The proposal could be enhanced by more extensive reference to salient literature and research findings (e.g., Fannelli *et al.*, 1994; Grubelic *et al.*, 2004; Simunovic *et al.*, 1990<sup>6</sup>; Simunovic and Grubelic, 1992).

### ***Threats***

Harvesting for human consumption appeared to pose the greatest threat to the species’ survival. This threat occurs largely because current harvest techniques destroy date mussel habitat and apparently make it unsuitable for the species to recolonize. Thus, sustainable fisheries for date mussels currently appear difficult or impossible. The Panel noted that existing national and regional prohibitions on harvest, sale, and trade in date mussels are poorly implemented.

The species is harvested for both domestic and international trade, although the relative importance of international trade in driving demand for date mussels is unclear.

### ***Utilization and Trade***

The species is banned from harvest, sale, or export in most range states where it is currently exploited. Illegally obtained specimens remain a high-value seafood commodity, at least in some European markets. The proposal outlines several illegal trade routes between Mediterranean countries, law enforcement actions against smugglers, and the common lack of customs controls over date mussel shipments (which are often coded as “molluscs” in trade data).

### ***Conservation and Management***

The species and its habitat are listed for protection under the following conservation agreements:

- Convention on the Conservation of European Wildlife and Natural Habitats (Bern Convention) – Appendix II
- Convention for the Protection of the Mediterranean Sea against Pollution (Barcelona Convention) – Annex II
- Council Directive 92/43/EEC of 21 May 1992 on the conservation of natural habitats and of wild fauna and flora (Habitat Directive) – Annex IV

These agreements stipulate strict prohibitions on the harvest, trade, or sale of listed species such as date mussels and mandate particular habitat protections. However, the Panel concluded that the regularly documented cases of illegal harvest and trade in a variety of countries indicate that these measures are not fully enforced.

### ***Likely Effectiveness for Conservation***

---

<sup>6</sup> Simunovic, A, I. Grubelic, M. Tudor and M. Hrs-Brenko. 1990. Sexual cycle and biometry of Date shell *Lithophaga lithophaga* Linnaeus (*Mytilidae*). *Acta Adriat.* **31**: 139-151.

The Panel concluded that the primary threat to date mussel survival is illegal harvest for human consumption. This threat is significant largely because current harvest practices destroy the limestone habitat upon which the species relies for growth and survival.

Although there are a number of national and international prohibitions on the harvest and trade in this species, current enforcement is questionable and the Panel considered the added benefit that might be conferred for date mussel conservation from a CITES Appendix-II listing. The presence of extensive harvest and trade prohibitions means that almost all international trade in date mussels is clandestine and involves smuggling specimens across national boundaries, indicating weaknesses in the customs' oversight. Therefore, the Panel could not see how CITES permitting regimes could be effectively applied. Given the current legal status of the species and trade patterns, the Panel could not ascertain any meaningful additional conservation benefit from a CITES Appendix-II listing.

## **EVALUATION AGAINST CITES LISTING CRITERIA**

The criteria relevant to the proposals for an Appendix II listing considered by the Panel are those in Annex 2a in conjunction with the guidelines in Annex 5 of Resolution Conf. 9.24 (Rev. CoP12). However, a revision of this Resolution is currently underway. The draft version of the revision at the time of the Panel meeting (CITES document CoP13 Doc. 57) differs in a number of respects from Res. Conf. 9.24 (Rev. CoP12). Most importantly, for commercially-exploited aquatic species, it includes revisions in the wording of the Annex 2a criteria and the associated Annex 5 decline guidelines. Resolution Conf. 9.24 (Rev. CoP12) will be used for the next CoP meeting (CoP13). However, FAO considers the current revision (CoP13 Doc. 57) to be more appropriate for commercially-exploited aquatic species.

### ***Panel assessment relative to Resolution Conf. 9.24 (Rev. CoP12):***

*Annex 2a:*

*"A species should be included in Appendix II when either of the following criteria [A or B] is met."*

*Annex 2a, criterion A: "It is known, inferred or projected that unless trade in the species is subject to strict regulation, it will meet at least one of the criteria listed in Annex 1 in the near future."*

**Panel evaluation:** The Panel concluded that there was no evidence that harvest for international trade would cause date mussel to meet any of the Conf. 9.24, Annex 1, criteria in the near future.

*Annex 2a, criterion B: "It is known, inferred or projected that the harvesting of specimens from the wild for international trade has, or may have, a detrimental impact on the species by either:*

*i) exceeding, over an extended period, the level that can be continued in perpetuity; or*

*ii) reducing it to a population level at which its survival would be threatened by other influences"*

**Panel evaluation:** The Panel concluded that date mussels were probably not over-exploited as a result of international trade in a significant portion of their range.

### ***Panel assessment relative to revised criteria incorporating FAO recommendations (CoP13 Doc. 57):***

*Annex 2a:*

*"A species should be included in Appendix II when, on the basis of available trade data and information on the status and trends of the wild population(s), at least one of the following criteria [A or B] is met."*

*Annex 2a, criterion A: "It is known, or can be inferred or projected, that the regulation of trade in the species is necessary to avoid it becoming eligible for inclusion in Appendix I in the near future."*

**Panel evaluation:** See comments above for Annex 2a, criterion A in the current version of Res. Conf. 9.24.

*Annex 2a, criterion B: "It is known, or can be inferred or projected, that regulation of trade in the species is required to ensure that the harvest of specimens from the wild is not reducing the wild population to a level at which its survival might be threatened by continued harvesting or other influences."*

**Panel evaluation:** See comments above for Annex 2a, criterion B.

## **OVERALL CONCLUSIONS**

The Panel considered that the proposal identifies a real and important problem. On the basis of the available information, the Panel was of the opinion that the species is not presently at risk of extinction in the foreseeable future, as substantial portions of its range remain unexploited or lightly exploited (e.g., Turkey). However if harvesting continues with the highly destructive practices currently in use, the species' habitat will be further degraded and date mussels will probably be progressively extirpated and placed at real risk of extinction in an unspecified distant future. Date mussels are protected by legislation and international conventions in most of the range States, but implementation of these instruments seems ineffective because illegal harvest and illegal trade continue.

A portion of the illegal trade appears to occur within or between member states of the European Union, and thus would not be affected by a CITES Appendix-II listing. Furthermore, the current international trade involves smuggling specimens across national boundaries with little or no customs oversight. Since CITES effectiveness often depends on border interdiction and permit inspection, the Panel could not determine how a CITES listing could help to improve the existing illegal international trade problem (which relates to inadequate border controls). Furthermore, an Appendix-II listing (which monitors and permits international trade) would actually be less strict than existing measures, and the potential enforcement activities for a CITES listing would seem better applied to national and regional efforts to enforce existing trade and harvest bans.



# FAO Ad Hoc Expert Advisory Panel Assessment

## Report: Corals

**PROPOSAL NO.:** 36

**SPECIES:** Corals - Helioporidae spp., Tubiporidae spp., Scleractinia spp., Milleporidae spp. and Stylasteridae spp.

**PROPOSAL:** Amendment of the annotation for Helioporidae spp., Tubiporidae spp., Scleractinia spp., Milleporidae spp. and Stylasteridae spp. to read

Fossils, namely all categories of coral rock, except live rock (meaning pieces of coral rock to which are attached live specimens of invertebrate species and coralline algae not included in the Appendices and which are transported moist, but not in water, in crates) are not subject to the provisions of the Convention.

\*\*\*\*\*


### **OVERALL CONCLUSIONS**

All hard corals are on Appendix II of CITES, and CITES Conf. Res. 11.10 differentiates between various forms of coral. Fossils are not included in the listing but coral rock, dead coral and live coral are covered. The proposed annotation would have the effect of including coral rock as "fossils" and thus excluding this from the listing. Under the annotation, live rock (as defined in the proposed annotation) would still be covered by the Appendix II listing. Live rock is typically dead coral substrate encrusted with algae and other non-CITES species. It can be cultured or taken from the wild.

The Panel recognised that there could be conservation issues with export of live rock (i.e. potential damage to live reefs) but was unable to determine the extent of the potential impact, as this is a complex question on which little information was available.

The Panel was informed (email from US CITES Authority to CITES Animals Committee Corals Working Group) that subsequent to the Animals Committee meeting which had accepted the proposed wording, implementation issues with the proposed definition of live rock had been raised. One of these issues involved shipping live rock dry, which would have the effect of classifying live rock as a "fossil", contrary to the intent of the proposed annotation. Another was the recent use of plastic bags rather than crates for shipment which again would exclude live rock from the annotation as written. A third issue was related to developing a consistent enforcement protocol, e.g. determining whether live rock was "moist" or "dry" or whether it was submerged or not.

The Panel recognised the complexity of defining coral parts and derivatives to support control of international trade and the considerable work that has been done within CITES on this issue over the years. However, it was unable to evaluate the effectiveness of the proposed annotation, primarily due to the lack of appropriate law enforcement expertise on the Panel and lack of detailed information on trade practices in the ornamental coral industry.



# International Whaling Commission

Chairman  
Com. Henrik Fischer (Denmark)

Vice-Chairman  
Mr. Horst Kleinschmidt (South Africa)

Secretary  
Dr Nicky Grandy

The Red House  
135 Station Road Impington  
Cambridge CB4 9NP UK

Tel: +44 (0) 1223233971  
Fax: + 44 (0) 1223 232876  
Email: [secretariat@iwcoffice.org](mailto:secretariat@iwcoffice.org)  
Internet: [www.iwcoffice.org](http://www.iwcoffice.org)

NJG/JAC/300 1 0

3 August 2004

Mr. Willem Wijnstekers  
Secretary General CITES  
15, ch. des Aneomones  
CH-1219 Chatelaine  
Geneva  
SWITZERLAND

Dear Mr Wijnstekers Willem,

I am writing in response to your letter of 13 May 2004 requesting scientific information from this Commission on the following proposals to amend CITES Appendices I and II:

- transfer of the Okhotsk Sea-West Pacific stock, the Northeast Atlantic stock and the North Atlantic Central stock of the minke whale *Balaenoptera acutorostrata* from Appendix I to Appendix II;
- transfer of the Irrawaddy dolphin *Orcaella brevirostris* from Appendix II to Appendix I.

Before providing such information, I draw your attention to IWC Resolution 1999-6 on Co-operation Between the IWC and CITES (copy enclosed) adopted by a majority vote at IWC's 5151 Annual Meeting which, *inter alia*:

"DIRECTS the Secretariat, when the IWC is requested to provide comments on any proposal submitted by a CITES Party to transfer any whale species or stock from Appendix I to II, to advise the CITES Conference of the Parties that the IWC has not yet completed a revised management regime which ensures that future commercial whaling catch limits are not exceeded and whale stocks can be adequately protected;

FURTHER DIRECTS the Secretariat to advise the CITES Conference of Parties that zero catch limits are still in force for species of whales which are managed by the International Whaling Commission;"

Although progress on a revised management regime (i.e. the Revised Management Scheme) has been made since the 5151 Annual Meeting it is not yet complete and catch limits for commercial whaling remain at zero. At its recent 56th Annual Meeting, the Commission agreed to significant intersessional activity on the RMS before next year's meeting (see Resolution 2004-6 attached).

Regarding your request for scientific information, the agreed policy of the IWC is that the Secretariat should forward to you copies of appropriate sections of the reports of the Scientific Committee. These are enclosed with brief explanations included below. Please note that for most purposes, the primary extracts provided from the Plenary Report of the Scientific Committee are sufficient. With respect to minke whales, considerably more detail is given in Annex D to the Plenary Report from last year, which has also been attached.

To help put the information enclosed in context with respect to the minke whale stocks, following the introduction of zero catch limits for commercial whaling, IWC's Scientific Committee has been carrying out in-depth evaluations (referred to as 'Comprehensive Assessments') of the status of all large whale

stocks in the light of management objectives and procedures (not all are complete). A Comprehensive Assessment includes the examination of current stock size, recent population trends, carrying capacity and productivity. In addition, the Commission has accepted (in 1994), but not yet implemented, the Revised Management Procedure (RMP) a scientifically robust method of setting safe catch limits for certain stocks where the numbers and status are known (as the result of a Comprehensive Assessment) to be plentiful. Before using the RMP to calculate a catch limit, *Implementation Simulation Trials* are carried out and involve investigating the full range of plausible hypotheses related to a specific species and geographic area, and using the most recent information on abundance and catch history. Completion of *Implementation Simulation Trials* is a pre-requisite for the Scientific Committee to be able to provide advice to the Commission on catch limits. Once *Implementation Simulation Trials* for a stock are complete, an *Implementation Review* is carried out every five years. The RMP has not been implemented yet because the Commission has not yet reached agreement on the Revised Management Scheme (this is the RMP plus non-scientific aspects of management such as an inspection and observation scheme – see Resolution 1999-6 and Resolution 2004-6 referred to above).

#### **Northern Hemisphere stocks of common minke whale, *Balaenoptera acutorostrata***

##### *Okhotsk Sea-West Pacific stock*

The latest abundance estimate for this stock formally accepted by the Scientific Committee was agreed in 1991 (see *Rep. into Whal. Commn.* 42, 1992, 64-68) during the Comprehensive Assessment for North Pacific minke whales. As communicated to your Secretariat previously, this estimate was based largely on a paper by Buckland *et al* (SC/43/Mi3) using data from sightings surveys in 1989 and 1990 (see *Rep. into Whal. Commn.* 42, 387-392). It refers to animals in a particular geographical area at a particular time. The question of the stock identity of those animals remains to be resolved. Further discussion of available abundance estimates (including those after 1991) and their status is given in the Scientific Committee reports from last year and the year before that are attached (*Journal of Cetacean Research and Management* 6 (supplement) pages 9-12 and Annex D pages 77-90; *Journal of Cetacean Research and Management* 5 (supplement) pages 455-488).

##### *Northeastern Atlantic and North Atlantic Central stocks*

The status of agreed IWC abundance estimates for the Northeast Atlantic stock are summarised in *Journal of Cetacean Research and Management* 6 (supplement), Annex D pages 171-183. This also includes the full *Implementation Review* that is summarised in *Journal of Cetacean Research and Management* 6 (supplement), pages 12-13.

#### **Irrawaddy dolphin *Orcaella brevirostris***

The last time the Scientific Committee addressed this species in depth was during the 52<sup>nd</sup> Annual Meeting in 2000 (see *Journal of Cetacean Research and Management* 3 (Suppl.) 2001: 263-66). The Scientific Committee addressed: distribution and stock structure; abundance; directed and incidental takes; habitat degradation, life history and ecology. In 2000, the Committee recommended that, given the precarious conservation status of this species, all live captures should cease 'until affected populations have been assessed using accepted scientific practices'. At this year's meeting, the Scientific Committee concluded that the uplisting CITES proposal was consistent with its previous assessment and recommendations.

Please do not hesitate to contact me if you have any questions on the information provided.

Yours sincerely,

Dr Nicky Grandy  
Secretary to the Commission

## IWC Resolution 1999-6

### RESOLUTION ON COOPERATION BETWEEN THE IWC AND CITES

WHEREAS it is the purpose of the International Whaling Commission to provide for the effective conservation and management of whale stocks;

WHEREAS the IWC is the universally recognised competent international organisation for the management of whale stocks;

ACKNOWLEDGING with satisfaction that all species of whales in the Schedule to the IWC have been listed in Appendix I of CITES (with the exception of the West Greenland stock of minke whales, which is listed in Appendix II by CITES) pursuant to and in recognition of the establishment of zero catch limits for commercial whaling agreed by the Contracting Governments to the IWC, and other decisions of the IWC relating to the status of great whale species;

WHEREAS by virtue of the inclusion of these species in CITES Appendix I and Resolution Conf. 2.9, CITES requires that Parties not issue any import or export permits for commercial trade in any whale stocks for which the IWC has set zero catch limits;

WELCOMING the recent decision by the 10<sup>th</sup> meeting of the Conference of the Parties to CITES to uphold CITES Resolution Conf. 2.9;

WELCOMING as well the recent decisions of the 10<sup>th</sup> meeting of the Conference of the Parties to CITES (Decisions 10.40 - 10.43) that recognised the need for international co-operation in monitoring and controlling the illegal trade in whale meat;

RECOGNISING that the IWC has made progress toward completing the Revised Management Scheme, specifically by the endorsement of the Revised Management Procedure, by the revision of the requirements and guidelines for conducting surveys and analysing data within the Revised Management Scheme, and by the clarification of arrangements to ensure that total catches over time are within the limits that would be set under the Revised Management Scheme;

NOW THEREFORE THE COMMISSION:

RECOGNISES that the IWC management regime prior to the establishment of zero catch limits for commercial whaling led to the global demise of the whale stocks;

FURTHER RECOGNISES that the IWC has not completed the necessary measures to ensure that commercial whaling catch limits are not exceeded, that whale stocks can be adequately protected, and that all whaling by IWC member countries is brought under effective IWC monitoring and control;

RECOGNISES the important role of CITES in supporting the conservation of whale stocks and the IWC's management decisions, and reaffirming the importance of continued co-operation between CITES and IWC;

RECOGNISES as well the important role of CITES in detecting illegal trade in whale meat through inclusion of whale species in CITES Appendix I;

EXPRESSES its appreciation to the Conference of the Parties to CITES for its continuing reaffirmation of the relationship between CITES and the IWC;

DIRECTS the Secretariat, when the IWC is requested to provide comments on any proposal submitted by a CITES Party to transfer any whale species or stock from Appendix I to II, to advise the CITES Conference of the Parties that the IWC has not yet completed a revised management regime which ensures that future commercial whaling catch limits are not exceeded and whale stocks can be adequately protected;

FURTHER DIRECTS the Secretariat to advise the CITES Conference of the Parties that zero catch limits are still in force for species of whales which are managed by the International Whaling Commission.

INSTRUCTS the Secretariat to send a copy of this resolution to the CITES Secretariat.

**Resolution 2004-6**

**RESOLUTION ON COMPLETION OF THE REVISED MANAGEMENT SCHEME (RMS)**

RECOGNISING the dual mandate of the IWC for the conservation of whales and the management of whaling according to the 1946 International Convention for the Regulation of Whaling;

NOTING that on this basis, considerable progress has been made in identifying major elements necessary to reach broad agreement on the RMS, as reflected in the Chairman's Proposal for a Way Forward on the RMS (Doc IWC/56/26);

TAKING NOTE of the comments of Contracting Parties on the Chairman's Proposal at the 56<sup>th</sup> Annual Meeting of the Commission;

CONCERNED that the failure to reach broad agreement on the RMS in the near future may seriously jeopardise the ability of the IWC to fulfil its responsibilities;

NOW THEREFORE THE COMMISSION:

COMMENDS the efforts of the Chairman in providing a basis for further work and discussion towards finalizing the RMS;

AGREES to re-establish the Working Group on the RMS with a view to holding an intersessional meeting prior to IWC/57, as outlined in the attached Intersessional Plan of Work.

AGREES to proceed expeditiously towards the completion of both the drafting of text and technical details of the RMS according to the attached Intersessional Plan of Work with the aim of having the results ready for consideration, including for possible adoption, at IWC57, and/or to identify any outstanding policy and technical issues.